

IF6RAIC

6" Compact Fluorescent

Airtight IC Rated Remodel

Catalog #:	Type:
Notes:	

Product Specifications

Description:

The I6RAIC recessed down light can be used for either commercial or residential remodel applications. Housing installs through existing cut out and is secured in place by four high tension springs. For use insulated ceilings. Designed for direct contact with insulation. Airtight certified ASTM E283

Lamp:

- (1) 13W 4 Pin DTT or TRT
- (1) 18W 4 Pin DTT or TRT
- (1) 26W 4 Pin DTT or TRT

Socket:

Universal GX24 4-Pin Socket

Socket Plate:

Adjustable socket plate adjusts and locks in position without tools for multiple lamp and trim types.

NB Loose Socket Option:

Free floating socket clips directly to trim for precise lamp placement, optimal performance and uniformity from fixture to fixture. (Specify -NB for loose socket option)

Junction Box:

Galvanized steel junction box with 1/2" and romex wiring knockouts, with removable access plates for easy installation.

Installation:

Four high tension springs secure housing into ceiling with up to 5/8" thickness.

Ballast:

Advance Electronic 120/277V: 13/18/26W 4 PIN triple tube or quad lamp, NRTL listed, High power factor, Class P, sound rated A, type 1 outdoor, inherent Thermal Protection, no PCB's. Min start 0°F. Max THD 10%.

Advance Mark X Dimming Ballast:

- Dimming Range: 100% - 5% full range continuous dimming (T5/HO to 1%)
- Lamp Starting: programmed rapid start
- Programmed Start operation
- Minimum Lamp Starting Temperature: 10°C (50°F)
- Operating Voltage: 120V or 277V at 60Hz
- Total Harmonic Distortion (THD): less than 10%
- Minimizes risk of interference with infrared remote control systems and provides continuous flicker-free dimming

Lutron Hi-Lume Dimming:

- Dimming Range: 100% to 5% measured relative light output (RLO)
- Lamp Starting: programmed rapid start
- Minimum Lamp Starting Temperature: 10°C (50°F)
- Ambient Temperature Operating Range: 10°C (50°F) to 60°C (140°F)
- Relative Humidity: maximum 90% non-condensing
- Operating Voltage: 120V or 277V at 60Hz
- Power Factor: greater than .95
- Total Harmonic Distortion (THD): less than 10%
- Maximum Ballast Case Temperature: 75°C (167°F)

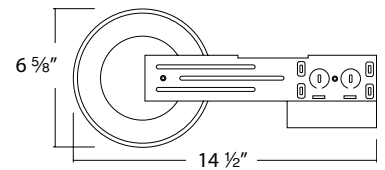
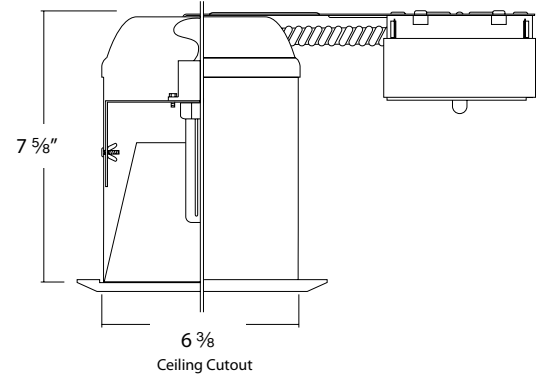
Emergency Backup:

The compact fluorescent emergency ballast allows the same fixture to be used for both normal and emergency operation. In the event of a power failure, the ballast switches to emergency mode and operates (1) or (2) lamps for 90 minutes. The unit contains a battery, charger and inverter circuit in a single can. Ballast is factory prewired. Standard EM includes switch/charge indicator accessory kits.

Labels:

- NRTL listed for through-branch wiring and damp locations.
- NRTL listed to US and Canadian safety standards.
- Airtight certified ASTM E283

Dimensions



T24
2005

650 Lumen Emergency Backup Average Lumen Ratings		
Lamp	1	2
13W PL CF	350	400
18W PL CF QUAD	350	550
26W PL CF QUAD	425	
32W PL CF QUAD 4-PIN	600	
42W PL CF QUAD 4-PIN	750	

1300 Lumen Emergency Backup Average Lumen Ratings		
Lamp	1	2
13W PL CF	600	675
18W PL CF QUAD	600	950
26W PL CF QUAD	725	1200
32W PL CF QUAD 4-PIN	1050	1250
42W PL CF QUAD 4-PIN	1300	

Ordering Matrix

IF6RAIC

Series	Lamp/Wattage	Ballast/Voltage	Options
	13 (1) 13W DTT/TRT 18 (1) 18W DTT/TRT 26 (1) 26W DTT/TRT	E electronic 120/277V -ADV 120V advance dimming -ADV-27 277V advance dimming -LUT 120V lutron dimming -LUT-27 277V lutron dimming	-NB loose socket -EM Emergency battery back up with remote test switch 600 lumen -EM-13 Emergency battery back up with remote test switch 1300 lumen

*Note: Specifications and dimensions subject to change without notice.

2861. E La Palma Ave. • Anaheim, CA 92806 • Phone: 1.800.961.5321 • Fax: 1.800.961.5322 • www.intenselighting.com





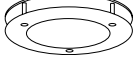


INTENSE
LIGHTING
Where Creativity and Performance Meet



Catalog #:	Type:
Notes:	

6" Compact Fluorescent Trims





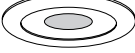
Fixed Socket Trims

	CATALOG #	DESCRIPTION	LAMP	FINISHES	TRIM OD
	ICR9	6" Reflector For (1) Lamp	(1) 13/18/26W Triple Tube	W, B, C, SD	7 ¼"
	ICR8	6" Reflector For (2) Lamp	(2) 13W Double Twin	W, B, C, SD	7 ¼"
	ICB5	6" Clear Reflector W/ Baffle	(1) 13/18/26W Triple Tube	W, BW	7 ¼"
	ICFRW9CW	6" Clear Reflector Wall Wash	(1) 13/18/26W Triple Tube	CW	7 ¼"
	ICR12	6" Clear Reflector W/ Drop Glass	(1) 13/18/26W Triple Tube	C, SD	7 ¼"



Loose Socket Trims For Use With -NB Housing

	ICR30	6" Full Reflector Baffle Trim	(1) 13/18/26W Triple Tube	W, B	7 ¼"
	ICR30	6" Full Reflector Trim	(1) 13/18/26W Triple Tube	W, B	7 ¼"

Fixed Socket Shower Trims

	ICFS3	6" Shower With Fresnel Lens	(1) 13/18W Triple Tube	W, PW, B, SN, MO	7 ¼"
	ICFS2	6" Shower With Albalite Lens	(1) 13/18W Triple Tube	W, PW, B, SN, MO	7 ¼"
	ICFS5	6" Shower With Sand Blasted Lens	(1) 13/18W Triple Tube	W, PW, B, SN, MO	7 ¼"
	ICFS6	6" Shower With Drop Opal Lens	(1) 13/18W Triple Tube	W, PW	7 ¼"
	ICFS7	6" Shower With Frosted Spot Lens	(1) 13/18W Triple Tube	W, PW, B, SN, MO	7 ¼"

Key Code:

 : Wet Location Listed
  : Optional metal trim ring. Specify MW (metal white), B (metal black), C (clear), MO (mocha), SN (satin nickel)
 Special order trim ring Specify G (gold), AN (antique nickel), AC (antique copper), CAP (cappuccino)
 Finish: W (white), B (black), SN (satin nickel), MO (mocha), PW (phenolic white). Reflector Finish: C (clear), W (white), B (black), G (gold), SD (semi diffuse)
 *Note: Specifications and dimensions subject to change without notice.

2861. E La Palma Ave. • Anaheim, CA 92806 • Phone: 1.800.961.5321 • Fax: 1.800.961.5322 • www.intenselightning.com

