

MXRG2DSTR

3.5" MX Remodel G2 LED Square Lensed Downlight Non-Conductive - Wet Location

JOB NAME		CATALOG NUMBER	
NOTES		TYPE	

ELECTRICAL DATA

LED Light Engine	System Wattage *	CCT / CRI	Delivered Lumens **	Lumens Per Watt
L0	10W	3000K / 82 CRI	800lm	80
L1	16W	3000K / 82 CRI	1100lm	69
L2	20W	3000K / 82 CRI	1300lm	65
L3	26W	3000K / 82 CRI	1600lm	62

*System Wattage include driver and LED Module consumption. **Delivered lumens will vary depending on trim, CCT, CRI, optic and ceiling thickness

FEATURES

- Non-metallic trim with integral lens
- High center beam spot up to 21,500 CBCP
- Dedicated 9° with field changeable 12°, 24°, 36° & 50° optics

LED LIGHT ENGINE

- 92 CRI & 82 CRI in 2700K, 3000K, 3500K or 4100K with 2SDCM binning
- >50,000 hours L70 (rated life at 70% output)

ELECTRICAL SYSTEM

- (Non-IC) Dedicated voltage options of 120V or 277V. Must be specified in catalog code.
- This product complies with IEEE C62.41 for surge endurance up to 2.5KV. Additional surge protection recommended. Damage from power surge is not covered by warranty.

DIMMING

- 0-10V Dimming 1%
- Forward/reverse dimming 1% (120V only)
- EldoLED 0-10V 0.1% or 1%
- Lutron® LDE1 Hi-Lume 1% EcoSystem LED driver with Soft-on, Fade-to-Black dimming technology
- DMX512 RDM 0.1%

HOUSING

High quality die-casted collar with high strength stainless steel swing out lugs. Driver swivels 90° to accommodate tight spaces.

ADJUSTABLE HOUSING

Aiming with locking 35° vertical and 90° turns (90, 180, 270 and 360).

TRIM SPECIFICATION


Non-reactive trim made of heavy duty injection molded polymer with solite, clear tempered or frosted lens, must specify.

INSTALLATION

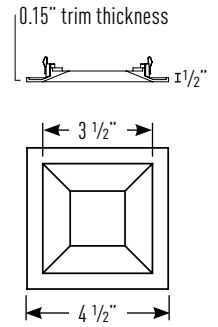
Frame-in installs from below the ceiling. Swing out lugs allow for installation in ceilings between 5/16" and 3/4". Max. ambient temperature: 95°F (35°C). Housing is Non-IC rated, must be kept at a minimum of 3" away from insulation.

LISTING / WARRANTY

- 5-Year Intense LED Limited Warranty
- ETL listed to US and Canadian standards for wet locations
- ENERGY STAR® Qualified ¹
- Can be used to comply with 2016 Title 24, Part 6, JA8 high efficacy LED light source requirements ²



MXTG2-SNRR302
(1/2" Regress)



Housing dimensions are on Page 2

Housing Part Number (Example: MXRG2DSTR-NCL1)

Housing	Installation Type	Wattage	Dimming	Voltage
MXRG2DSTR	-NC (Non-IC)	L0 (10W)	blank (Non-Dimming)	blank (Non-IC: 120V
		L1 (16W)	DELV ³ (Phase Dimming)	-IC: 120V/277V)
		L2 (20W)	D101 (0-10V Dimming 1%)	27 (277V Non-IC Only, for -IC
		L3 (2 W)	ED10V1 ⁴ (eldoLED 0-10V 1%)	housing options use blank)
			ED10V01 ⁴ (eldoLED 0-10V 0.1%)	
			LUT ⁵ (Lutron® LDE1 EcoSystem 1%)	
		DMXR ⁶ (DMX512 RDM 0.1%)		

Trim Part Number (Example: MXTG2-SNRR302WL13024-SL)

Trim	Finish	Wattage	CCT / CRI	Optic	Lens
MXTG2-SNRR302 (1/2" Regress with Lens)	W (White Non-Conductive)	L0 (10W)	27 (2700K / 82 CRI)	09 ⁷ (9° Narrow Spot)	-SL (Solite)
		L1 (16W)	279 (2700K / 92 CRI)	12 (12° Spot)	-CR (Clear Tempered)
		L2 (20W)	30 (3000K / 82 CRI)	24 (24° Narrow Flood)	-FR (Frosted)
		L3 (26W)	309 (3000K / 92 CRI)	36 (36° Flood)	
			35 (3500K / 82 CRI)	50 (50° Wide Flood)	
			359 (3500K / 92 CRI)		
			41 (4100K / 82 CRI)		
			419 (4100K / 92 CRI)		

Notes:

- ENERGY STAR® Qualified (White reflectors only; **Excludes:** L2, L3, 92 CRI & 9° options)
- L0 only; **Excludes:** 82 CRI & 9° options
- Not Available in 277V
- Not Available in L3
- Not Available in L2 & L3
- DMX512 RDM not available in L0 & L1
- 9° NS available in 279 with L0 or L1 Only

MX DOWNLIGHTING REMODEL NON CONDUCTIVE L/M-105-23-P-31

INTENSE LIGHTING | 3340 E La Palma Ave, Anaheim, CA 92806 | tel 714 630-9877 | fax 714 630-9883

For Intense Lighting's limited product warranty, go to www.intenselighting.com. For a printed copy of the warranty, you may call 800 961-5321.

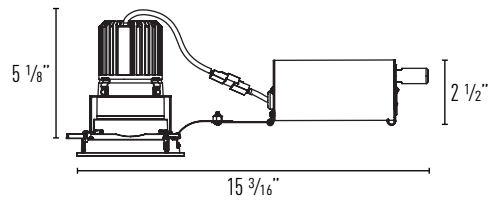
© 2023 Intense Lighting, LLC. All rights reserved. Note: This document is subject to change without notice.

MXRG2DSTR

3.5" MX Remodel G2 LED Square Lensed Downlight Non-Conductive - Wet Location

JOB NAME	CATALOG NUMBER
NOTES	TYPE

DRIVER: Non-Dimming / DELV / D10

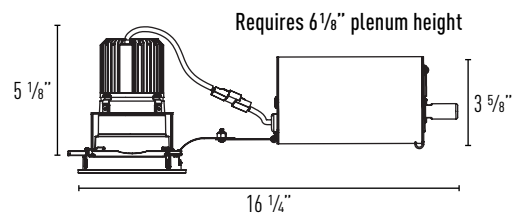


Ceiling Cut Out: 4 1/8"

Minimum Ceiling Thickness: 5/16"

Maximum Ceiling Thickness: 3/4"

DRIVER: eldoLED / Lutron / DMX



Ceiling Cut Out: 4 1/8"

Minimum Ceiling Thickness: 5/16"

Maximum Ceiling Thickness: 3/4"

OPTICS REPLACEMENT

1. Rotate release cap by turning counter clockwise.
2. Install accessories into accessory holder and replace accessory holder's retaining clip.
3. Place accessory holder and accessory flush against optic and replace release cap.

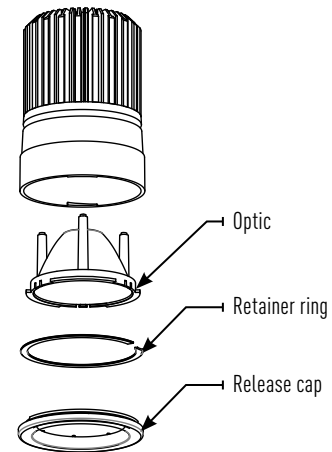
Optics

IP-OP4712 (12° Spot)

IP-OP4724 (24° Narrow Flood)

IP-OP4736 (36° Flood)

IP-OP4750 (50° Wide Flood)



JOB NAME		CATALOG NUMBER	
NOTES		TYPE	

MXTG2-SNRR302WLO-CR

Report #: ILL-02222016-01.3 (12)
 ILL-02222016-02.3 (24)
 ILL-02222016-03.3 (36)
 ILL-02222016-04.3 (50)

MXTG2-SNRR302

Ceiling Thickness Multipliers:
 5/8" Thickness (x 1.00)
 1" Thickness (x 0.77)
 2" Thickness (x 0.56)

CCT MULTIPLIERS:

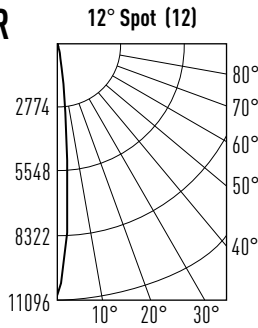
	82 CRI	92 CRI
2700K	(x 0.93)	(x 0.76)
3000K	(x 1.00)	(x 0.87)
3500K	(x 1.00)	(x 0.87)
4100K	(x 1.00)	(x 0.87)

LENS MULTIPLIERS:

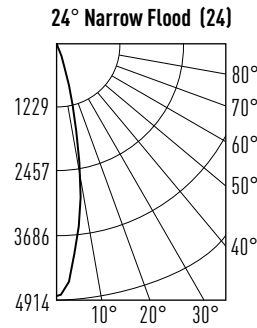
Solite (x 0.92)
 Clear (x 1.00)
 Frosted (x 0.92)

EMERGENCY MULTIPLIER:

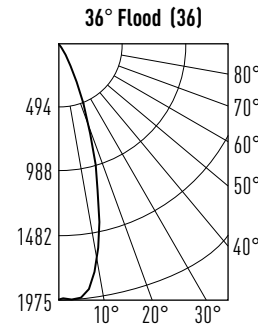
7W Emergency (x 0.70)



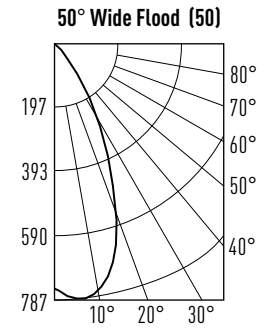
Watts: 10
 Lumens: 763
 LPW: 76
 CCT: 3000K



Watts: 10
 Lumens: 803
 LPW: 80
 CCT: 3000K



Watts: 10
 Lumens: 757
 LPW: 76
 CCT: 3000K



Watts: 10
 Lumens: 866
 LPW: 65
 CCT: 3000K

Candelas at Nadir

Degree	Candela
0°	10821
5°	4189
15°	381
25°	95
35°	32
45°	5

Candelas at Nadir

Degree	Candela
0°	4823
5°	4024
15°	1203
25°	147
35°	19
45°	2

Candelas at Nadir

Degree	Candela
0°	1969
5°	1963
15°	1169
25°	353
35°	71
45°	7

Candelas at Nadir

Degree	Candela
0°	751
5°	785
15°	693
25°	396
35°	161
45°	43

MXTG2-SNRR302WL1-CR

Report #: ILL-02222016-01.2 (12)
 ILL-02222016-02.2 (24)
 ILL-02222016-03.2 (36)
 ILL-02222016-04.2 (50)

MXTG2-SNRR302

Ceiling Thickness Multipliers:
 5/8" Thickness (x 1.00)
 1" Thickness (x 0.77)
 2" Thickness (x 0.56)

CCT MULTIPLIERS:

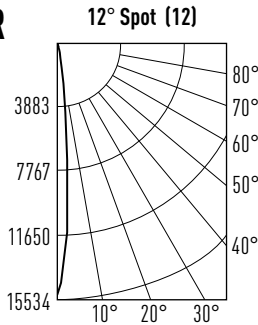
	82 CRI	92 CRI
2700K	(x 0.93)	(x 0.76)
3000K	(x 1.00)	(x 0.87)
3500K	(x 1.00)	(x 0.87)
4100K	(x 1.00)	(x 0.87)

LENS MULTIPLIERS:

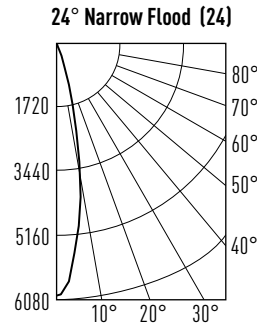
Solite (x 0.92)
 Clear (x 1.00)
 Frosted (x 0.92)

EMERGENCY MULTIPLIER:

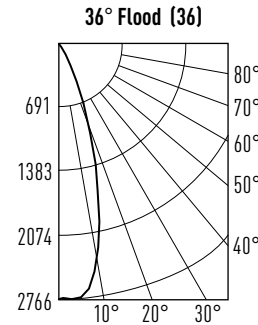
7W Emergency (x 0.50)
 12W Emergency (x 0.85)



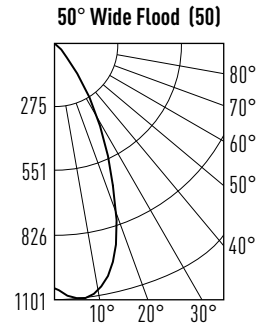
Watts: 15.4
 Lumens: 1072
 LPW: 70
 CCT: 3000K



Watts: 15.5
 Lumens: 1124
 LPW: 73
 CCT: 3000K



Watts: 15.5
 Lumens: 1060
 LPW: 68
 CCT: 3000K



Watts: 15.5
 Lumens: 905
 LPW: 58
 CCT: 3000K

Candelas at Nadir

Degree	Candela
0°	15149
5°	5864
15°	533
25°	133
35°	45
45°	6

Candelas at Nadir

Degree	Candela
0°	6752
5°	5633
15°	1684
25°	206
35°	26
45°	3

Candelas at Nadir

Degree	Candela
0°	2757
5°	2748
15°	1636
25°	494
35°	100
45°	9

Candelas at Nadir

Degree	Candela
0°	1051
5°	1098
15°	971
25°	555
35°	225
45°	60

JOB NAME		CATALOG NUMBER	
NOTES		TYPE	

MXTG2-SNRR302WL2-CR

Report #: ILL-02222016-01.1 (12)
 ILL-02222016-02.1 (24)
 ILL-02222016-03.1 (36)
 ILL-02222016-04.1 (50)

MXTG2-SNRR302

Ceiling Thickness Multipliers:
 5/8" Thickness (x 1.00)
 1" Thickness (x 0.77)
 2" Thickness (x 0.56)

CCT MULTIPLIERS:

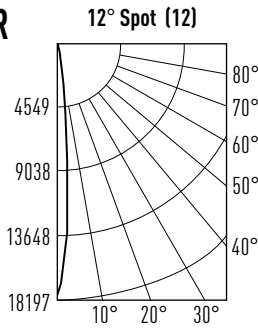
	82 CRI	92 CRI
2700K	(x 0.93)	(x 0.76)
3000K	(x 1.00)	(x 0.87)
3500K	(x 1.00)	(x 0.87)
4100K	(x 1.00)	(x 0.87)

LENS MULTIPLIERS:

Solite	(x 0.92)
Clear	(x 1.00)
Frosted	(x 0.92)

EMERGENCY MULTIPLIER:

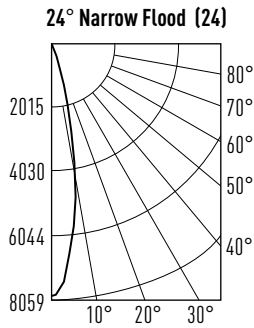
7W Emergency	(x 0.40)
12W Emergency	(x 0.68)



Watts: 20.5
 Lumens: 1251
 LPW: 61
 CCT: 3000K

Candelas at Nadir

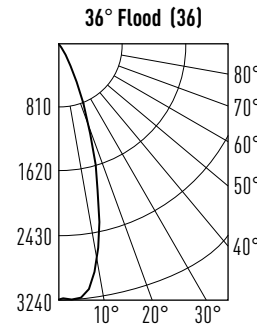
Degree	Candela
0°	17746
5°	6869
15°	625
25°	156
35°	53
45°	7



Watts: 20.4
 Lumens: 1317
 LPW: 65
 CCT: 3000K

Candelas at Nadir

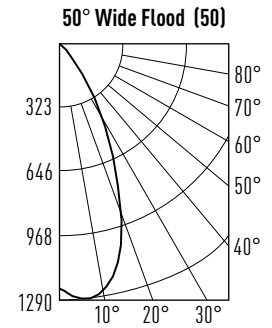
Degree	Candela
0°	7909
5°	6599
15°	1972
25°	241
35°	30
45°	4



Watts: 20.5
 Lumens: 1242
 LPW: 61
 CCT: 3000K

Candelas at Nadir

Degree	Candela
0°	3230
5°	3219
15°	1916
25°	579
35°	117
45°	11



Watts: 20.4
 Lumens: 1060
 LPW: 52
 CCT: 3000K

Candelas at Nadir

Degree	Candela
0°	1231
5°	1287
15°	1137
25°	650
35°	263
45°	70

MXTG2-SNRR302WL3-CR

Report #: ILL-02222016-01 (12)
 ILL-02222016-02 (24)
 ILL-02222016-03 (36)
 ILL-02222016-04 (50)

MXTG2-SNRR302

Ceiling Thickness Multipliers:
 5/8" Thickness (x 1.00)
 1" Thickness (x 0.77)
 2" Thickness (x 0.56)

CCT MULTIPLIERS:

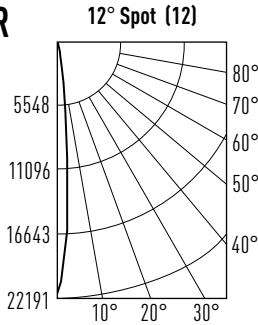
	82 CRI	92 CRI
2700K	(x 0.93)	(x 0.76)
3000K	(x 1.00)	(x 0.87)
3500K	(x 1.00)	(x 0.87)
4100K	(x 1.00)	(x 0.87)

LENS MULTIPLIERS:

Solite	(x 0.92)
Clear	(x 1.00)
Frosted	(x 0.92)

EMERGENCY MULTIPLIER:

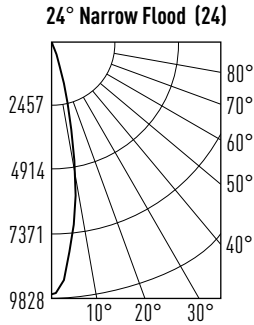
7W Emergency	(x 0.35)
12W Emergency	(x 0.59)



Watts: 26
 Lumens: 1526
 LPW: 59
 CCT: 3000K

Candelas at Nadir

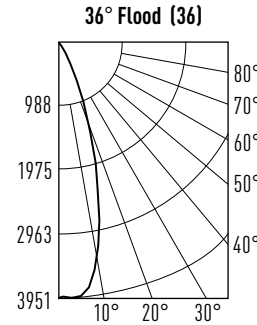
Degree	Candela
0°	21641
5°	8377
15°	762
25°	190
35°	64
45°	9



Watts: 26
 Lumens: 1606
 LPW: 62
 CCT: 3000K

Candelas at Nadir

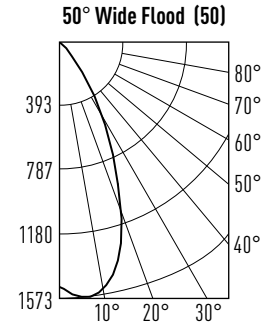
Degree	Candela
0°	9646
5°	8047
15°	2405
25°	294
35°	37
45°	5



Watts: 26
 Lumens: 1515
 LPW: 58
 CCT: 3000K

Candelas at Nadir

Degree	Candela
0°	3938
5°	3925
15°	2337
25°	706
35°	142
45°	14



Watts: 26
 Lumens: 1292
 LPW: 50
 CCT: 3000K

Candelas at Nadir

Degree	Candela
0°	1502
5°	1569
15°	1387
25°	792
35°	321
45°	86