

GC4DR

4" Gravity LED Downlight Cylinder

JOB NAME		CATALOG NUMBER	
NOTES		TYPE	

ELECTRICAL DATA: (Data Based On 3000K/82CRI Configuration)

LED Light Engine	Nominal Delivered Lumen*	System Wattage**	Efficacy	LED Light Engine	Nominal Delivered Lumen*	System Wattage**	Efficacy
L1	1000lm	10W	100 lm/W	L6	3500lm	36W	97 lm/W
L2	1500lm	14W	107 lm/W	L7	4000lm	43W	93 lm/W
L3	2000lm	19W	105 lm/W	L8	4500lm	46W	98 lm/W
L4	2500lm	24W	104 lm/W	L9	5000lm	54W	93 lm/W
L5	3000lm	30W	100 lm/W				

*System Wattage include driver and LED Module consumption. / ** Delivered lumens will vary depending on CCT, CRI and optic selection

FEATURES

- High performance cylinder extruded from aluminum in durable powder coat finishes
- Control protocols from ELV, 0-10V, 2-Wire, DALI and DMX with options available in 0.1% and dim-to-dark

LED LIGHT ENGINE

- 82/92 CRI at 2700K, 3000K, 3500K & 4000K
- 2 Step MacAdam (2 SDCM)d
- Rated life of >50,000 hours L70 based on LED testing per LM-80-08 and projected values using IESNA TM21-11

DIMMING

- Phase Dimming 120V only, Forward 1% / Reverse 5%
- 0-10V Dimming 1%
- eldoLED 0-10V 0.1% or 1%
- Lutron® LDE1 Hi-Lume 1% EcoSystem LED driver with Soft-on, Fade-to-Black dimming technology
- DMX512 RDM 0.1% (Available with aircraft cable only)

OPTICS

- 14° Narrow Spot, 20° Spot, 30° Narrow Flood, 40° Flood and 50° Wide Flood
- Optics and filter media are field customizable

ELECTRICAL SYSTEM

- Dedicated voltage options of 120V, 277V or 347V. Must be specified in catalog code. Consult factory for 347V
- This product complies with IEEE C62.41 for surge endurance up to 2.5KV. Additional surge protection recommended. Damage from power surge is not covered by warranty.

REMOTE DRIVER & EMERGENCY BACKUP OPTIONS

For remote driver or emergency backup options please see [GC4DRREM](#)

REFLECTOR

Specification grade reflector with 1.5mm thickness. Reflector available in haze, white, clear or black finish. Consult factory for other colors. Architectural, discrete polished self flange standard. Meets RP-1 requirements with controlled light distribution at a 55° cut off.

MOUNTING

- Surface mount for direct installation to 3" or 4" Octagonal J-Box.
- 144" Aircraft cable is supplied with canopy assembly.
- Aircraft cable with DMX dimming, supplied with smart canopy.
- Wall mount bracket for installation to 4" Octagonal J-Box.
- Pendant stems supplied with complete canopy assembly.
- Supplied aircraft cables and slope pendant stems are cuttable and can be modified in the field.

ACCESSORIES

Luminaire will accommodate (2) accessories, accessory holder required.

LISTING / WARRANTY

- ETL Listed to US and Canadian standards for damp locations
- 5-Year Intense LED Limited Warranty



Gravity™



Dimension are on Page 2

Accessories

LH63	(Black Accessory Holder)
LH63W	(White Accessory Holder)
PFL2-63	(Linear Spread Lens)
PFL4-63	(Solite Soft Focus Lens)
PFLMB-63	(Black Hex Louver)

Cylinder Part Number (Example: GC4DRL230D10127NSWWP12)

Cylinder	Wattage	CCT / CRI	Dimming	Voltage	Optic
GC4DR	L1 (10W)	27 (2700K / 82 CRI)	DIM ¹ (Phase Dimming)	blank (120V/227V)	NS ⁴ (14° Narrow Spot) SP (20° Spot) NF (30° Narrow Flood) FL (40° Flood) WF (50° Wide Flood)
	L2 (14W)	279 (2700K / 92 CRI)	D101 (0-10V Dimming 1%)	34 ⁵ (347V)	
	L3 (19W)	30 (3000K / 82 CRI)	ED10V1 (eldoLED 0-10V 1%)		
	L4 (24W)	309 (3000K / 92 CRI)	ED10V01 (eldoLED 0-10V 0.1%)		
	L5 (30W)	35 (3500K / 82 CRI)	LUT ² (Lutron® LDE1 EcoSystem 1%)		
	L6 (36W)	359 (3500K / 92 CRI)	DMXR ³ (DMX512 RDM 0.1%)		
	L7 (43W)	40 (4000K / 82 CRI)			
	L8 (46W)	409 (4000K / 92 CRI)			
	L9 (54W)				

Cylinder Finish	Reflector Finish	Mounting
W (White)	W (White)	C144 (144" Aircraft Cable)
B (Black)	HZ (Haze)	P12 (12" Slope Pendant)
SV (Silver)	C (Clear)	P24 (24" Slope Pendant)
	B ⁶ (Black)	P36 (36" Slope Pendant)
		P48 (48" Slope Pendant)
		P96 (96" Slope Pendant)
		WB (Wall Bracket)
		S (Surface)

Notes:

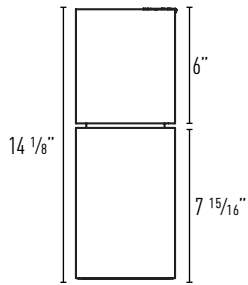
- Available in 120V only
- Lutron® dimming not available in L9
- Not available with L1 & L2.
- 14° Optic not available in L8 & L9
- Consult factory for lead times
- Special order, consult factory for lead times

GC4DR

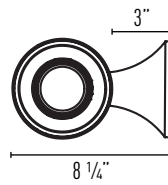
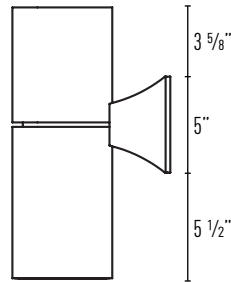
4" Gravity LED Downlight Cylinder

JOB NAME		CATALOG NUMBER	
NOTES		TYPE	

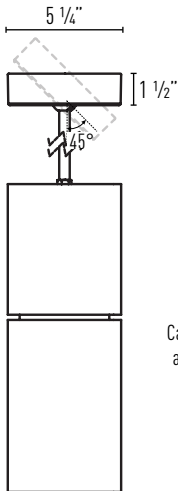
Surface Mount



Wall Mount

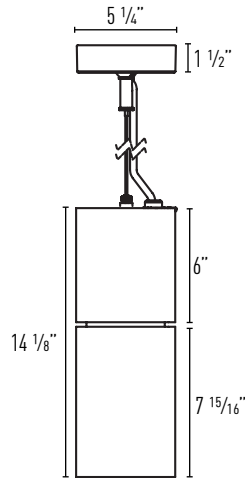


Slope Pendant Mount



Canopy can be mounted at a maximum angle of 45°

Aircraft Cable



JOB NAME		CATALOG NUMBER	
NOTES		TYPE	

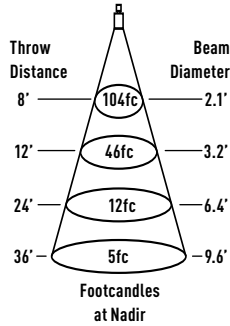
GC4DRL1 HZ

Report #: ILL20181221-2.001
 ILL20181212-2.001
 ILL20181212-5.001
 ILL20181212-8.002
 ILL20181212-11.001

CCT MULTIPLIERS:

	82 CRI	92 CRI
2700K	(x 0.95)	(x 0.79)
3000K	(x 1.00)	(x 0.82)
3500K	(x 1.02)	(x 0.85)
4000K	(x 1.03)	(x 0.88)

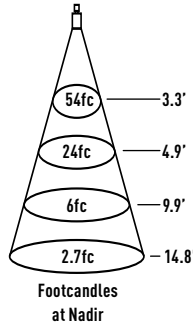
-NS (14° Narrow Spot)



Watts: 10 LPW: 83.4
 Lumens: 834 CCT: 3000K

Luminance	
Degree	CBCP
0°	6635
5°	4992
15°	770
25°	394
35°	40
45°	20

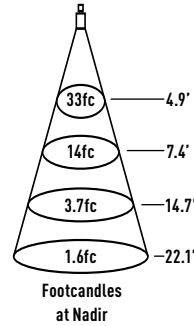
-SP (20° Spot)



Watts: 10 LPW: 88.4
 Lumens: 884 CCT: 3000K

Luminance	
Degree	CBCP
0°	3461
5°	3073
15°	1156
25°	454
35°	70
45°	30

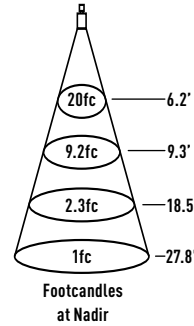
-NF (30° Narrow Flood)



Watts: 10 LPW: 87.9
 Lumens: 879 CCT: 3000K

Luminance	
Degree	CBCP
0°	2128
5°	1984
15°	1227
25°	552
35°	102
45°	33

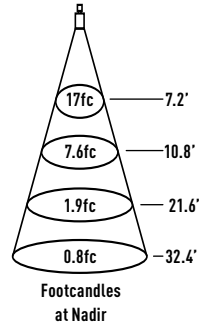
-FL (40° Flood)



Watts: 10 LPW: 78.4
 Lumens: 784 CCT: 3000K

Luminance	
Degree	CBCP
0°	1328
5°	1269
15°	923
25°	488
35°	172
45°	62

-WF (50° Wide Flood)



Watts: 10 LPW: 78.9
 Lumens: 789 CCT: 3000K

Luminance	
Degree	CBCP
0°	1097
5°	1069
15°	869
25°	516
35°	201
45°	71

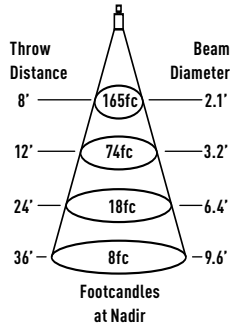
GC4DRL2 HZ

Report #: ILL20181221-2.002
 ILL20181212-2.002
 ILL20181212-5.002
 ILL20181212-8.002
 ILL20181212-11.002

CCT MULTIPLIERS:

	82 CRI	92 CRI
2700K	(x 0.95)	(x 0.79)
3000K	(x 1.00)	(x 0.82)
3500K	(x 1.02)	(x 0.85)
4000K	(x 1.03)	(x 0.88)

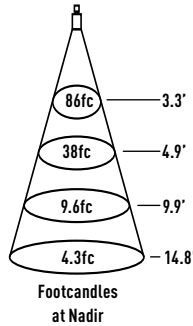
-NS (14° Narrow Spot)



Watts: 14 LPW: 95
 Lumens: 1330 CCT: 3000K

Luminance	
Degree	CBCP
0°	10579
5°	7960
15°	1228
25°	629
35°	63
45°	31

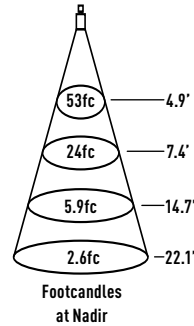
-SP (20° Spot)



Watts: 14 LPW: 100.7
 Lumens: 1410 CCT: 3000K

Luminance	
Degree	CBCP
0°	5518
5°	4901
15°	1843
25°	724
35°	111
45°	47

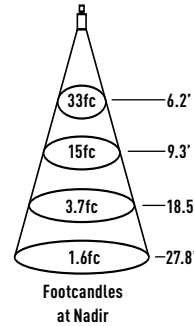
-NF (30° Narrow Flood)



Watts: 14 LPW: 100.7
 Lumens: 1402 CCT: 3000K

Luminance	
Degree	CBCP
0°	3394
5°	3163
15°	1956
25°	881
35°	163
45°	53

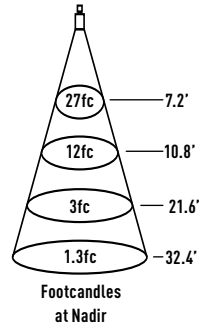
-FL (40° Flood)



Watts: 14 LPW: 89.3
 Lumens: 1250 CCT: 3000K

Luminance	
Degree	CBCP
0°	2117
5°	2024
15°	1472
25°	779
35°	274
45°	100

-WF (50° Wide Flood)



Watts: 14 LPW: 89.8
 Lumens: 1258 CCT: 3000K

Luminance	
Degree	CBCP
0°	1749
5°	1705
15°	1386
25°	822
35°	320
45°	113

JOB NAME		CATALOG NUMBER	
NOTES		TYPE	

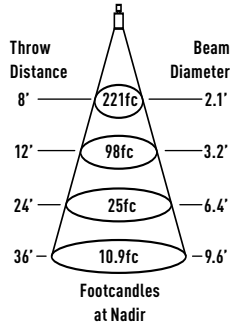
GC4DRL3 HZ

Report #: ILL20181221-2.003
 ILL20181212-2.003
 ILL20181212-5.003
 ILL20181212-8.003
 ILL20181212-11.003

CCT MULTIPLIERS:

	82 CRI	92 CRI
2700K	(x 0.95)	(x 0.79)
3000K	(x 1.00)	(x 0.82)
3500K	(x 1.02)	(x 0.85)
4000K	(x 1.03)	(x 0.88)

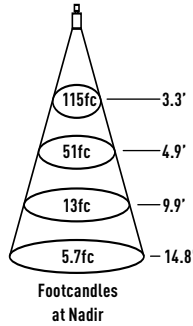
-NS (14° Narrow Spot)



Watts: 19 LPW: 93.7
 Lumens: 1780 CCT: 3000K

Luminance	
Degree	CBCP
0°	14166
5°	10658
15°	1644
25°	842
35°	85
45°	42

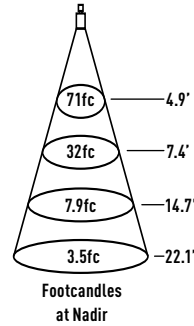
-SP (20° Spot)



Watts: 19 LPW: 99.3
 Lumens: 1888 CCT: 3000K

Luminance	
Degree	CBCP
0°	7389
5°	6562
15°	2468
25°	969
35°	149
45°	63

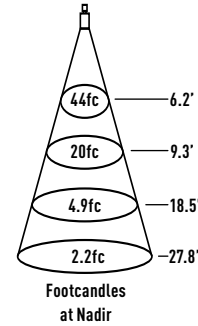
-NF (30° Narrow Flood)



Watts: 19 LPW: 98.8
 Lumens: 1877 CCT: 3000K

Luminance	
Degree	CBCP
0°	4545
5°	4236
15°	2619
25°	1179
35°	219
45°	71

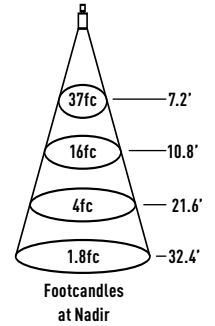
-FL (40° Flood)



Watts: 19 LPW: 88.1
 Lumens: 1673 CCT: 3000K

Luminance	
Degree	CBCP
0°	2835
5°	2710
15°	1970
25°	1042
35°	367
45°	133

-WF (50° Wide Flood)



Watts: 19 LPW: 88.6
 Lumens: 1684 CCT: 3000K

Luminance	
Degree	CBCP
0°	2341
5°	2282
15°	1855
25°	1101
35°	428
45°	151

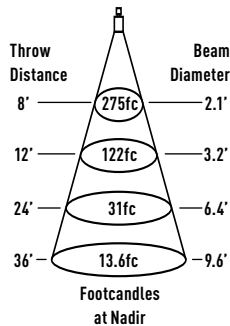
GC4DRL4 HZ

Report #: ILL20181221-2.004
 ILL20181212-2.004
 ILL20181212-5.004
 ILL20181212-8.004
 ILL20181213-11.004

CCT MULTIPLIERS:

	82 CRI	92 CRI
2700K	(x 0.95)	(x 0.79)
3000K	(x 1.00)	(x 0.82)
3500K	(x 1.02)	(x 0.85)
4000K	(x 1.03)	(x 0.88)

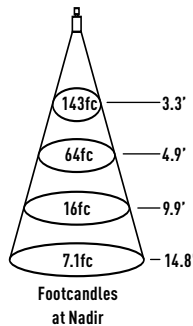
-NS (14° Narrow Spot)



Watts: 24 LPW: 92
 Lumens: 2208 CCT: 3000K

Luminance	
Degree	CBCP
0°	17573
5°	13221
15°	2039
25°	1044
35°	105
45°	52

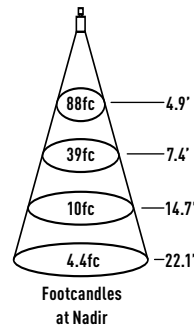
-SP (20° Spot)



Watts: 24 LPW: 97.6
 Lumens: 2342 CCT: 3000K

Luminance	
Degree	CBCP
0°	9166
5°	8140
15°	3062
25°	1202
35°	185
45°	78

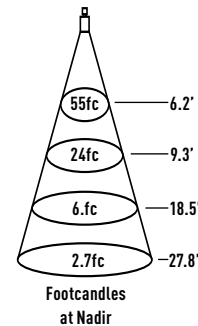
-NF (30° Narrow Flood)



Watts: 24 LPW: 97
 Lumens: 2328 CCT: 3000K

Luminance	
Degree	CBCP
0°	5638
5°	5255
15°	3249
25°	1463
35°	271
45°	88

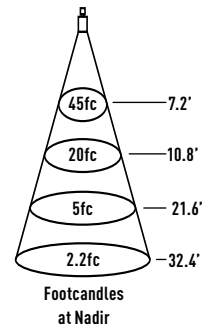
-FL (40° Flood)



Watts: 24 LPW: 86.5
 Lumens: 2076 CCT: 3000K

Luminance	
Degree	CBCP
0°	3517
5°	3362
15°	2444
25°	1293
35°	455
45°	165

-WF (50° Wide Flood)



Watts: 24 LPW: 87
 Lumens: 2089 CCT: 3000K

Luminance	
Degree	CBCP
0°	2905
5°	2831
15°	2302
25°	1365
35°	531
45°	187

JOB NAME		CATALOG NUMBER	
NOTES		TYPE	

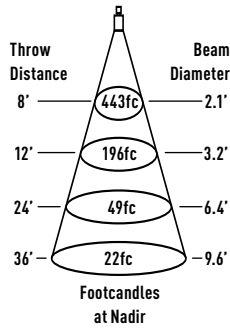
GC4DRL7 HZ

Report #: ILL20181221-2.003
 ILL20181212-2.003
 ILL20181212-5.003
 ILL20181212-8.003
 ILL20181212-11.003

CCT MULTIPLIERS:

	82 CRI	92 CRI
2700K	(x 0.95)	(x 0.79)
3000K	(x 1.00)	(x 0.82)
3500K	(x 1.02)	(x 0.85)
4000K	(x 1.03)	(x 0.88)

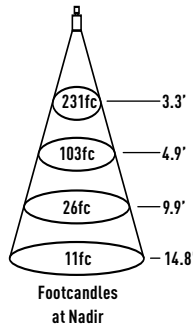
-NS (14° Narrow Spot)



Watts: 41 LPW: 86.9
 Lumens: 3561 CCT: 3000K

Luminance	
Degree	CBCP
0°	28331
5°	21316
15°	3288
25°	1684
35°	170
45°	84

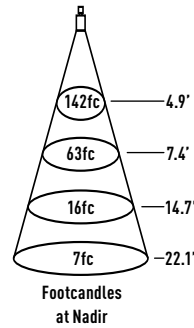
-SP (20° Spot)



Watts: 41 LPW: 92.1
 Lumens: 3775 CCT: 3000K

Luminance	
Degree	CBCP
0°	14778
5°	13124
15°	4936
25°	1938
35°	297
45°	126

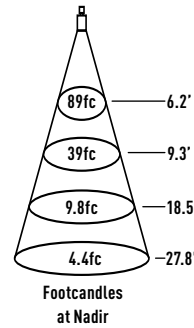
-NF (30° Narrow Flood)



Watts: 41 LPW: 91.5
 Lumens: 3753 CCT: 3000K

Luminance	
Degree	CBCP
0°	9089
5°	8472
15°	5239
25°	2358
35°	437
45°	142

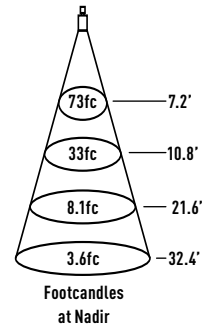
-FL (40° Flood)



Watts: 41 LPW: 81.6
 Lumens: 3347 CCT: 3000K

Luminance	
Degree	CBCP
0°	5670
5°	5421
15°	3941
25°	2085
35°	733
45°	267

-WF (50° Wide Flood)



Watts: 41 LPW: 82.1
 Lumens: 3368 CCT: 3000K

Luminance	
Degree	CBCP
0°	4683
5°	4565
15°	3711
25°	2201
35°	857
45°	302