

GD4DRR / IRDR402

4" Gravity LED Remodel Downlight with Regressed Lens - Wet Location

JOB NAME		CATALOG NUMBER	
NOTES		TYPE	

ELECTRICAL DATA: (Data Based On 3000K/82CRI Configuration)

LED Light Engine	Nominal Delivered Lumen*	System Wattage**	Efficacy	LED Light Engine	Nominal Delivered Lumen*	System Wattage**	Efficacy
L1	900lm	12W	75 lm/W	L6	3400lm	37W	92 lm/W
L2	1450lm	15W	97 lm/W	L7	3900lm	44W	89 lm/W
L3	1900lm	20W	95 lm/W	L8	4300lm	48W	90 lm/W
L4	2400lm	25W	96 lm/W	L9	4800lm	55W	87 lm/W
L5	2900lm	31W	94 lm/W				

*System Wattage include driver and LED Module consumption. / ** Delivered lumens will vary depending on CCT, CRI and optic selection

LED LIGHT ENGINE

- 82/92 CRI at 2700K, 3000K, 3500K & 4000K with 2 Step MacAdam (2 SDCM)
- Rated life of >50,000 hours L70 based on LED testing per LM-80-08 and projected values using IESNA TM21-11

DIMMING

- Phase Dimming 120V only, Forward 1% / Reverse 5%
- 0-10V Dimming 1%
- EldoLED 0-10V 0.1% or 1%
- Lutron® LDE1 Hi-Lume 1% EcoSystem LED driver with Soft-on, Fade-to-Black dimming technology
- DMX512 RDM 0.1%

ELECTRICAL SYSTEM

- Dedicated voltage options of 120V, 277V or 347V. Must be specified in catalog code. Consult factory for 347V
- This product complies with IEEE C62.41 for surge endurance up to 2.5KV. Additional surge protection recommended. Damage from power surge is not covered by warranty.

FRAME CONSTRUCTION

Constructed from 16 gauge and 18 gauge heavy duty powder coated cold rolled steel frame with a large access junction box. ETL listed for through wiring. LED light engine and driver are accessible from above or below ceiling.

OPTICS

- 14° Narrow Spot, 20° Spot, 30° Narrow Flood, 40° Flood and 50° Wide Flood
- Optics are field customizable

REFLECTOR

Specification grade reflector with 1.5mm thickness. Reflector available in clear, haze or white finish. Consult factory for other colors. Regressed lens available in two lens types; Clear Tempered or Solite. Architectural, discrete polished self flange standard. Optional painted white flange is available. Meets RP-1 requirements with controlled light distribution at a 55° cut off.

INSTALLATION

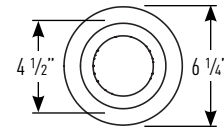
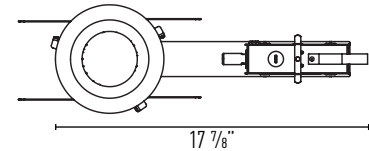
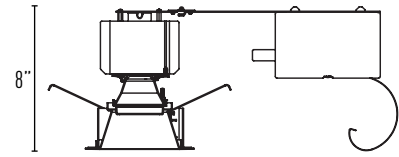
The luminaire is type Non-IC. Insulation must be kept at a minimum of 3" away from fixture. Accommodates ceiling thickness from 1/2" to 1 1/2". Swing out lugs for installation from below the ceiling. Max. ambient temperature: 95°F (35°C).

LISTING / WARRANTY

- Trim is ETL Listed to US and Canadian standards for wet locations
- Housing is ETL Listed to US and Canadian standards for damp locations
- 5-Year Intense LED Limited Warranty



Gravity™



Ceiling Cut Out: 5 1/4"
Maximum Ceiling Thickness: 1 1/2"
Minimum Ceiling Thickness: 1/2"

Housing Part Number (Example: GD4DRRL230-D101-NS)

Housing	Wattage	CCT / CRI	Dimming	Voltage	Optic
GD4DRR	L1 (12W)	27 (2700K / 82 CRI)	-DIM ¹ (Phase Dimming)	blank (120V)	-NS ⁴ (14° Narrow Spot)
	L2 (15W)	279 (2700K / 92 CRI)	-D101 (0-10V Dimming 1%)	27 (277V)	-SP (20° Spot)
	L3 (20W)	30 (3000K / 82 CRI)	-ED10V1 (eldoLED 0-10V 1%)	34 ⁵ (347V)	-NF (30° Narrow Flood)
	L4 (25W)	309 (3000K / 92 CRI)	-ED10V01 (eldoLED 0-10V 0.1%)		-FL (40° Flood)
	L5 (31W)	35 (3500K / 82 CRI)	-LUT ² (Lutron® LDE1 EcoSystem 1%)		-WF (50° Wide Flood)
	L6 (37W)	359 (3500K / 92 CRI)	-DMXR ³ (DMX512 RDM 0.1%)		
	L7 (44W)	40 (4000K / 82 CRI)			
	L8 (48W)	409 (4000K / 92 CRI)			
	L9 (55W)				

Reflector Part Number (Example: IRDR402HZ-SF-CR)

Reflector	Reflector Finish	Trim Type	Lens Type
IRDR402	HZ (Haze)	-SF (Self Flanged)	-CR (Clear Tempered)
	W (White)	-SFW ⁶ (Self Flanged White)	-SL (Solite)
	C (Clear)		
	B ^{5,6} (Black)		

Notes:

- Available in 120V only
- Lutron® dimming not available in L9
- DMX512 RDM not available with L1 & L2
- 14° Optic not available in L8 & L9
- Consult factory for lead times
- Self Flanged White (-SFW) not available with White or Black Reflector Finish

JOB NAME		CATALOG NUMBER	
NOTES		TYPE	

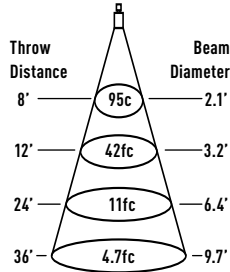
GD4DRR1 IRD402HZ

Report #: ILL20181221-5.001
 ILL20181213-2.001
 ILL20181213-5.001
 ILL20181213-8.001
 ILL20181213-11.001

CCT MULTIPLIERS:

	82 CRI	92 CRI
2700K	(x 0.95)	(x 0.79)
3000K	(x 1.00)	(x 0.82)
3500K	(x 1.02)	(x 0.85)
4000K	(x 1.03)	(x 0.88)

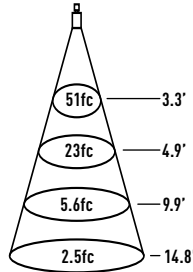
-NS (14° Narrow Spot)



Footcandles at Nadir
 Watts: 10 LPW: 79.4
 Lumens: 794 CCT: 3000K

Luminance	
Degree	CBCP
0°	6053
5°	4582
15°	737
25°	384
35°	43
45°	21

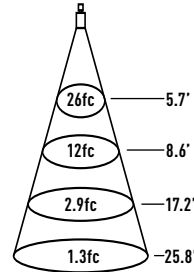
-SP (20° Spot)



Footcandles at Nadir
 Watts: 10 LPW: 84.4
 Lumens: 844 CCT: 3000K

Luminance	
Degree	CBCP
0°	3233
5°	2871
15°	1090
25°	441
35°	72
45°	30

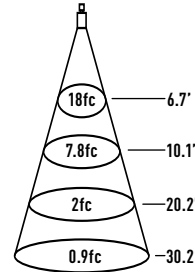
-NF (30° Narrow Flood)



Footcandles at Nadir
 Watts: 10 LPW: 84.1
 Lumens: 841 CCT: 3000K

Luminance	
Degree	CBCP
0°	1677
5°	1569
15°	1065
25°	585
35°	137
45°	40

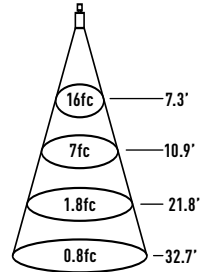
-FL (40° Flood)



Footcandles at Nadir
 Watts: 10 LPW: 74.6
 Lumens: 746 CCT: 3000K

Luminance	
Degree	CBCP
0°	1128
5°	1087
15°	834
25°	476
35°	181
45°	67

-WF (50° Wide Flood)



Footcandles at Nadir
 Watts: 10 LPW: 75.2
 Lumens: 752 CCT: 3000K

Luminance	
Degree	CBCP
0°	1022
5°	997
15°	813
25°	491
35°	196
45°	71

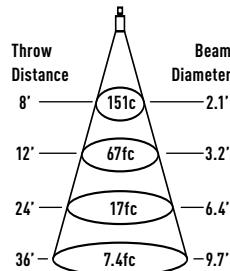
GD4DRR2 IRD402HZ

Report #: ILL20181221-5.002
 ILL20181213-2.002
 ILL20181213-5.002
 ILL20181213-8.002
 ILL20181213-11.002

CCT MULTIPLIERS:

	82 CRI	92 CRI
2700K	(x 0.95)	(x 0.79)
3000K	(x 1.00)	(x 0.82)
3500K	(x 1.02)	(x 0.85)
4000K	(x 1.03)	(x 0.88)

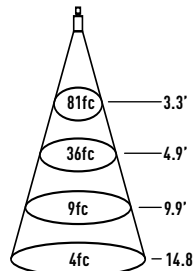
-NS (14° Narrow Spot)



Footcandles at Nadir
 Watts: 14 LPW: 90.5
 Lumens: 1267 CCT: 3000K

Luminance	
Degree	CBCP
0°	9652
5°	7307
15°	1175
25°	612
35°	69
45°	33

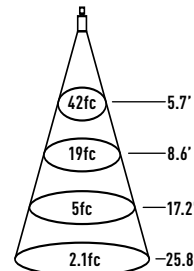
-SP (20° Spot)



Footcandles at Nadir
 Watts: 14 LPW: 96.2
 Lumens: 1346 CCT: 3000K

Luminance	
Degree	CBCP
0°	5156
5°	4578
15°	1738
25°	703
35°	115
45°	48

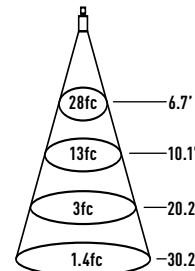
-NF (30° Narrow Flood)



Footcandles at Nadir
 Watts: 14 LPW: 95.8
 Lumens: 1341 CCT: 3000K

Luminance	
Degree	CBCP
0°	2674
5°	2502
15°	1698
25°	933
35°	218
45°	64

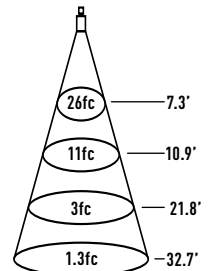
-FL (40° Flood)



Footcandles at Nadir
 Watts: 14 LPW: 85
 Lumens: 1190 CCT: 3000K

Luminance	
Degree	CBCP
0°	1798
5°	1734
15°	1330
25°	759
35°	289
45°	106t

-WF (50° Wide Flood)



Footcandles at Nadir
 Watts: 14 LPW: 85.6
 Lumens: 1199 CCT: 3000K

Luminance	
Degree	CBCP
0°	1630
5°	1589
15°	1296
25°	782
35°	313
45°	113

JOB NAME		CATALOG NUMBER	
NOTES		TYPE	

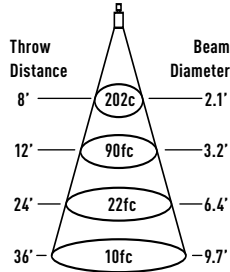
GD4DRR3 IRD402HZ

Report #: ILL20181221-5.003
 ILL20181213-2.003
 ILL20181213-5.003
 ILL20181213-8.003
 ILL20181213-11.003

CCT MULTIPLIERS:

	82 CRI	92 CRI
2700K	(x 0.95)	(x 0.79)
3000K	(x 1.00)	(x 0.82)
3500K	(x 1.02)	(x 0.85)
4000K	(x 1.03)	(x 0.88)

-NS (14° Narrow Spot)



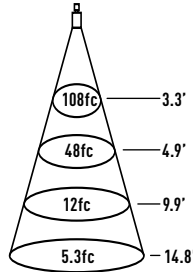
Footcandles at Nadir

Watts: 19 LPW: 89.3
 Lumens: 1696 CCT: 3000K

Luminance

Degree	CBCP
0°	12924
5°	9783
15°	1573
25°	819
35°	92
45°	45

-SP (20° Spot)



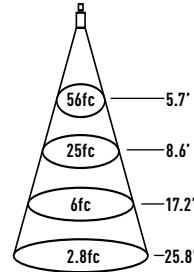
Footcandles at Nadir

Watts: 19 LPW: 94.9
 Lumens: 1803 CCT: 3000K

Luminance

Degree	CBCP
0°	6904
5°	6130
15°	2327
25°	942
35°	154
45°	64

-NF (30° Narrow Flood)



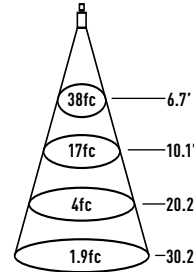
Footcandles at Nadir

Watts: 19 LPW: 94.5
 Lumens: 1795 CCT: 3000K

Luminance

Degree	CBCP
0°	3581
5°	3349
15°	2274
25°	1250
35°	292
45°	85

-FL (40° Flood)



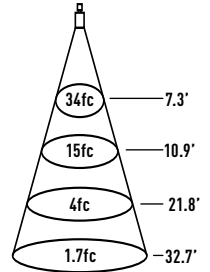
Footcandles at Nadir

Watts: 19 LPW: 83.9
 Lumens: 1593 CCT: 3000K

Luminance

Degree	CBCP
0°	2408
5°	2322
15°	1780
25°	1016
35°	387
45°	142

-WF (50° Wide Flood)



Footcandles at Nadir

Watts: 19 LPW: 84.5
 Lumens: 1605 CCT: 3000K

Luminance

Degree	CBCP
0°	2183
5°	2128
15°	1736
25°	1048
35°	419
45°	152

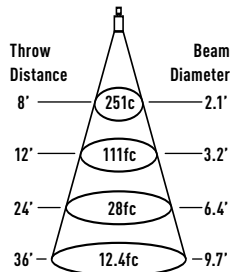
GD4DRR4 IRD402HZ

Report #: ILL20181221-5.004
 ILL20181213-2.004
 ILL20181213-5.004
 ILL20181213-8.004
 ILL20181213-11.004

CCT MULTIPLIERS:

	82 CRI	92 CRI
2700K	(x 0.95)	(x 0.79)
3000K	(x 1.00)	(x 0.82)
3500K	(x 1.02)	(x 0.85)
4000K	(x 1.03)	(x 0.88)

-NS (14° Narrow Spot)



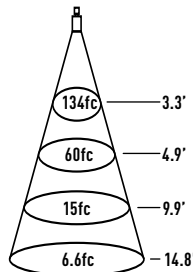
Footcandles at Nadir

Watts: 24 LPW: 87.7
 Lumens: 2104 CCT: 3000K

Luminance

Degree	CBCP
0°	16033
5°	12136
15°	1951
25°	1016
35°	115
45°	55

-SP (20° Spot)



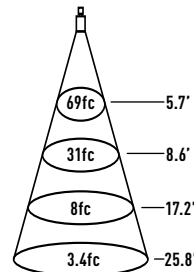
Footcandles at Nadir

Watts: 24 LPW: 93.2
 Lumens: 2236 CCT: 3000K

Luminance

Degree	CBCP
0°	8564
5°	7604
15°	2887
25°	1168
35°	190
45°	79

-NF (30° Narrow Flood)



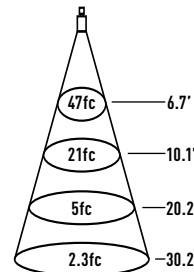
Footcandles at Nadir

Watts: 24 LPW: 92.8
 Lumens: 2227 CCT: 3000K

Luminance

Degree	CBCP
0°	4442
5°	4155
15°	2821
25°	1550
35°	362
45°	106

-FL (40° Flood)



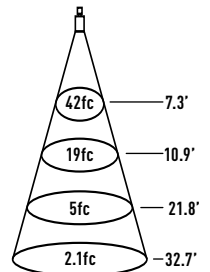
Footcandles at Nadir

Watts: 24 LPW: 82.4
 Lumens: 1977 CCT: 3000K

Luminance

Degree	CBCP
0°	2987
5°	2880
15°	2209
25°	1260
35°	481
45°	177

-WF (50° Wide Flood)



Footcandles at Nadir

Watts: 24 LPW: 83
 Lumens: 1991 CCT: 3000K

Luminance

Degree	CBCP
0°	2708
5°	2640
15°	2153
25°	1300
35°	519
45°	188