

IHOL-4DR / IRD400

4" Gravity LED Downlight

JOB NAME		CATALOG NUMBER	
NOTES		TYPE	

ELECTRICAL DATA

LED Light Engine	Delivered Lumens *	System Wattage **
M1	900lm @ 3000K / 82 CRI	12 Watts
M2	1800lm @ 3000K / 82 CRI	25 Watts
L1	2500lm @ 3000K / 82 CRI	35 Watts
L2	3400lm @ 3000K / 82 CRI	46 Watts
L3	4700lm @ 3000K / 82 CRI	63 Watts

* Delivered lumens output will vary depending on CCT, CRI, optic and reflector finish.

** System Wattage include driver and LED Module consumption.

FEATURES

- High delivered lumens maintained in ceiling from 1/2" to 2 1/4" using patent pending design
- Future proof luminaire with easy module install via twist-to-lock mounting and driver access through raised junction box

LED LIGHT ENGINE

- 12W, 25W, 35W, 46W and 63W
- 82 CRI & 2700K, 3000K, 3500K, 4000K
- 92 CRI available in 2700K & 3000K
- 3 Step MacAdam (3 SDCM)
- Rated life of >50,000 hours L70 based on LED testing per LM-80-08 and projected values using IESNA TM21-11

ELECTRICAL SYSTEM (120V OR 277V)

- Power factor >.9, 50/60Hz
- Multiple dimming drivers available
- This product complies with IEEE C62.41 for surge endurance up to 2.5KV. Additional surge protection recommended. Damage from power surge is not covered by warranty.

FRAME CONSTRUCTION

Constructed from 16 and 18 gauge heavy duty powder coated cold rolled steel frame with a large access junction box. ETL listed for through wiring. LED light engine and driver are accessible from above or below ceiling. Innovative collar is field selectable for ceiling thicknesses from 1/2" to 2 1/4" without reducing delivered lumens.

OPTICS

- 14° Narrow Spot, 20° Spot, 30° Narrow Flood, 40° Flood and 50° Wide Flood
- Optics and filter media are field customizable

REFLECTOR

Specification grade reflector with 1.5mm thickness. Reflector available in clear, haze, white, wheat or black finish. Consult factory for other colors. Architectural, discrete polished self flange standard. Optional painted white flange is available. Meets RP-1 requirements with controlled light distribution at a 55° cut off.

INSTALLATION

The luminaire is type Non-IC. Insulation must be kept at a minimum of 3" away from fixture. Accommodates ceiling thickness from 1/2" to 2 1/4". Universal mounting brackets included. Compatible with C-channel, flat bar, wood joist bar hanger and EMT. Bar hangers must be ordered separately. C-channel is recommended for T-bar ceilings. Max. ambient temperature: 131°F (55°C).

EMERGENCY BACKUP

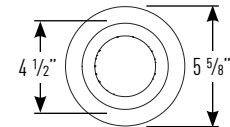
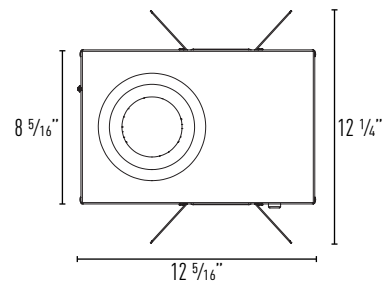
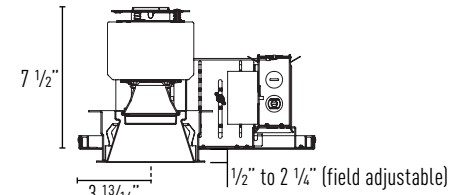
Remote test switch included. External battery operates LED load of up to 7W at a minimum of 450 lumens for 90 minutes (EM7), or 20W at a minimum of 1300 lumens for 90 minutes (EM20).

ACCESSORIES

Luminaire will accommodate (2) accessories, accessory holder required.

LISTING / WARRANTY

- ETL Listed to US and Canadian standards for damp locations
- 5-Year Intense LED Limited Warranty
- ENERGY STAR® Qualified ¹



Ceiling Cut Out: 5 1/4"

Maximum Ceiling Thickness: 2 1/4"

Minimum Ceiling Thickness: 1/2"

Housing Part Number: (Example: IHOL-4DRL230-D101-40)

Housing	Wattage	CCT / CRI	Dimming	Voltage	Optic	Options
IHOL-4DR	M1 (12 Watts)	27 (2700K / 82 CRI)	blank (Non-Dimming)	blank (120V)	-14° (14° Narrow Spot)	EM7 (7W Emergency Backup)
	M2 (25 Watts)	279 (2700K / 92 CRI)	-DELV ² (ELV Dimming 1%)	27 (277V)	-20 (20° Spot)	IOTA part #ILB-CP07-A
	L1 (35 Watts)	30 (3000K / 82 CRI)	-D101 (0-10V Dimming 1%)		-30 (30° Narrow Flood)	EM20 (20W Emergency Backup)
	L2 (46 Watts)	309 (3000K / 92 CRI)	-ED10V1 ³ (eldoLED 0-10V 1%)		-40 (40° Flood)	Bodine part #BSL20LV
	L3 (64 Watts)	35 (3500K / 82 CRI)	-ED10V01 ³ (eldoLED 0-10V 0.1%)		-50 (50° Wide Flood)	I100 (C-Channel Bar Hangers)
		40 (4000K / 82 CRI)	-LUT ⁴ (Lutron® LDE1 EcoSystem 1%)			I200 (Flat Bar Hangers)
		-LUT2 ^{2,4} (Lutron® LTEA2W 2-Wire 1%)			I400 (Wood Joist Bar Hangers)	
			-DMXR ⁵ (DMX512 RDM 0.1%)			

Reflector Part Number: (Example: IRD400HZ-SF)

Reflector	Reflector Finish	Trim
IRD400	B ⁷ (Black)	-SF (Self Flanged)
	C (Clear)	-SFW (Self Flanged White)
	HZ (Haze)	
	W (White)	
	WHT ⁷ (Wheat)	

Accessories

- LH63 (Black Accessory Holder)
- PFL4-63 (Solite Soft Focus Lens)
- PFLMB-63 (Black Hex Louver)

Notes:

- ENERGY STAR® Qualified (Excludes: 14° Narrow Spot Optics / Black & Wheat Reflectors)
- Available in 120V only
- eldoLED dimming available with M1, M2, L1 & L2
- Lutron® dimming available with M1, M2, L1 & L2
- DMX512 RDM not available with M1 & L3
- 14° Optic available in M1, M2, L1 & L2
- Consult factory for lead times

GRAVITY L/M0213-19 P-1

INTENSE LIGHTING | 3340 E La Palma Ave, Anaheim, CA 92806 | tel 714 630-9877 | fax 714 630-9883

For Intense Lighting's limited product warranty, go to www.intenselighting.com. For a printed copy of the warranty, you may call 800 961-5321.

© 2019 Intense Lighting, LLC. All rights reserved. Note: This document is subject to change without notice.

JOB NAME		CATALOG NUMBER	
NOTES		TYPE	

IHOL-4DRM130 / IRD400HZ

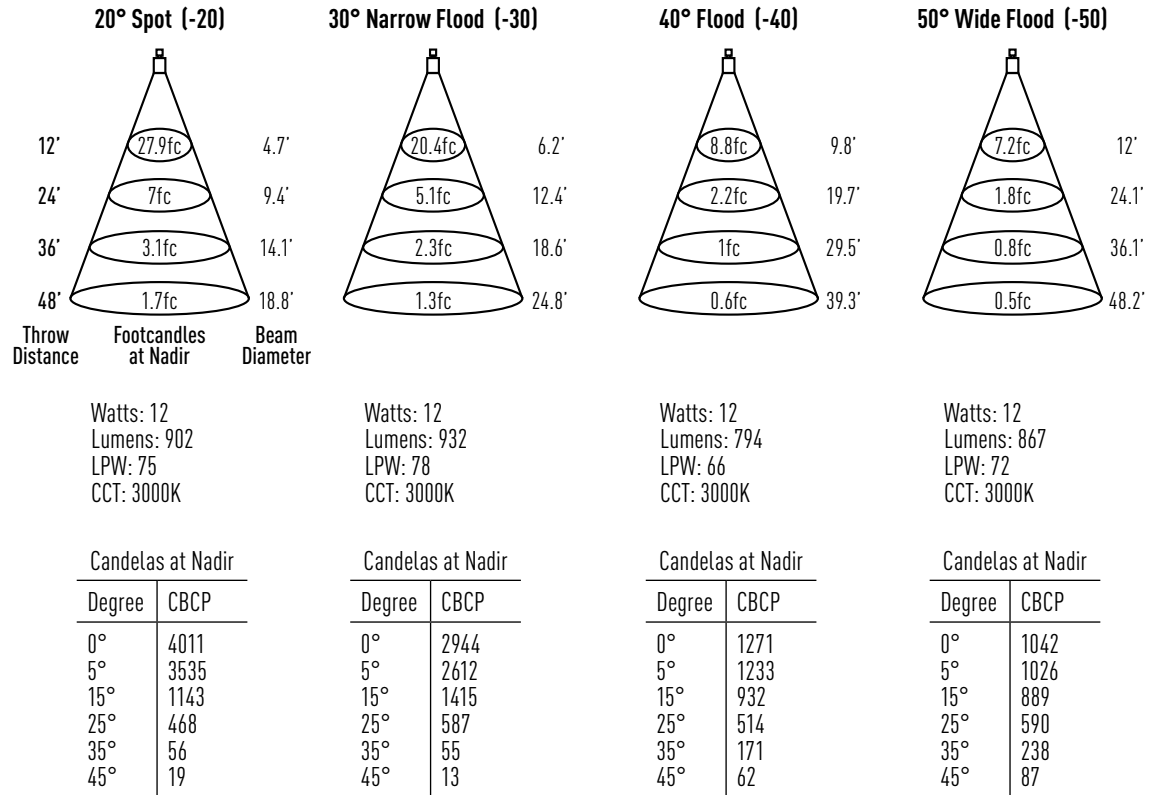
Report #: ILL06212016-01.4 (-20)
 ILL06212016-02.4 (-30)
 ILL-07202016-03.4 (-40)
 ILL-07202016-07.4 (-50)

CCT / CRI Multipliers:

2700K / 82 CRI (x 0.93)
 2700K / 92 CRI (x 0.74)
 3000K / 82 CRI (x 1.00)
 3000K / 92 CRI (x 0.79)
 3500K / 82 CRI (x 1.03)
 4000K / 82 CRI (x 1.04)

Emergency Multipliers:

7W Emergency (x 0.57)
 20W Emergency (x 1.66)



IHOL-4DRM230 / IRD400HZ

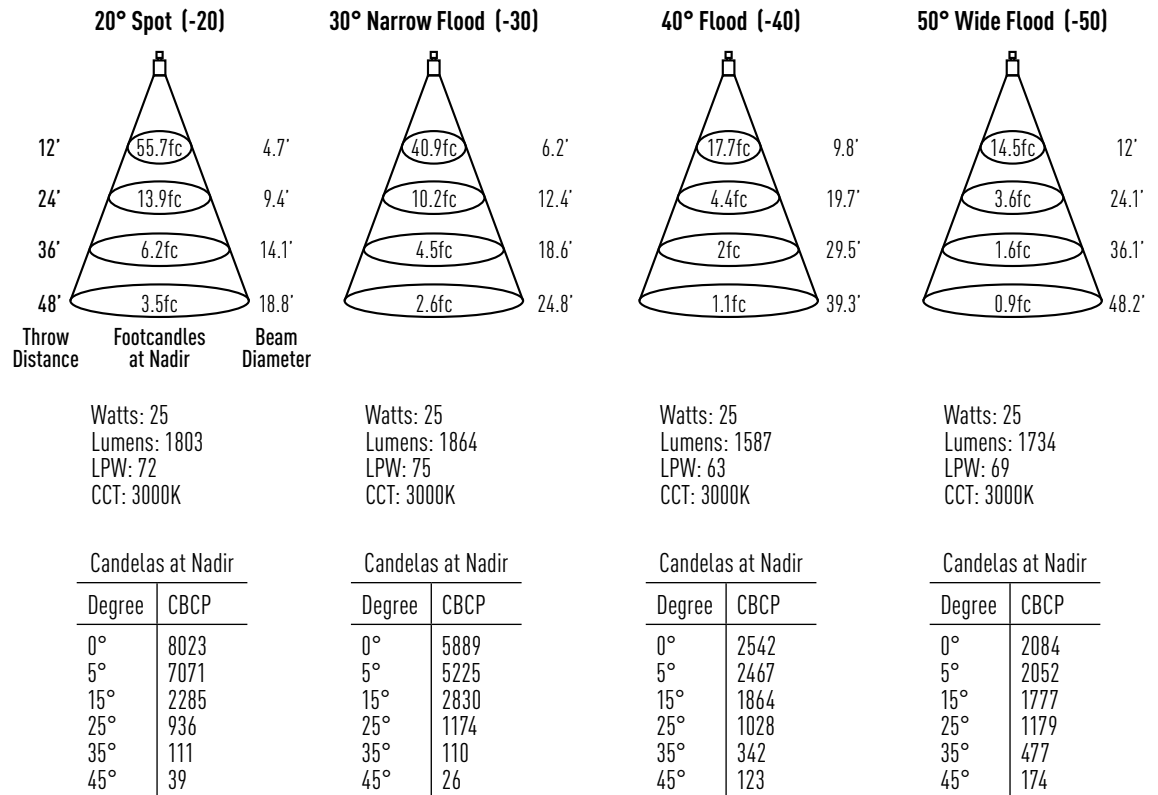
Report #: ILL06212016-01.3 (-20)
 ILL06212016-02.3 (-30)
 ILL-07202016-03.3 (-40)
 ILL-07202016-07.3 (-50)

CCT / CRI Multipliers:

2700K / 82 CRI (x 0.93)
 2700K / 92 CRI (x 0.74)
 3000K / 82 CRI (x 1.00)
 3000K / 92 CRI (x 0.79)
 3500K / 82 CRI (x 1.03)
 4000K / 82 CRI (x 1.04)

Emergency Multipliers:

7W Emergency (x 0.28)
 20W Emergency (x 0.83)



JOB NAME		CATALOG NUMBER	
NOTES		TYPE	

IHOL-4DRL130 / IRD400HZ

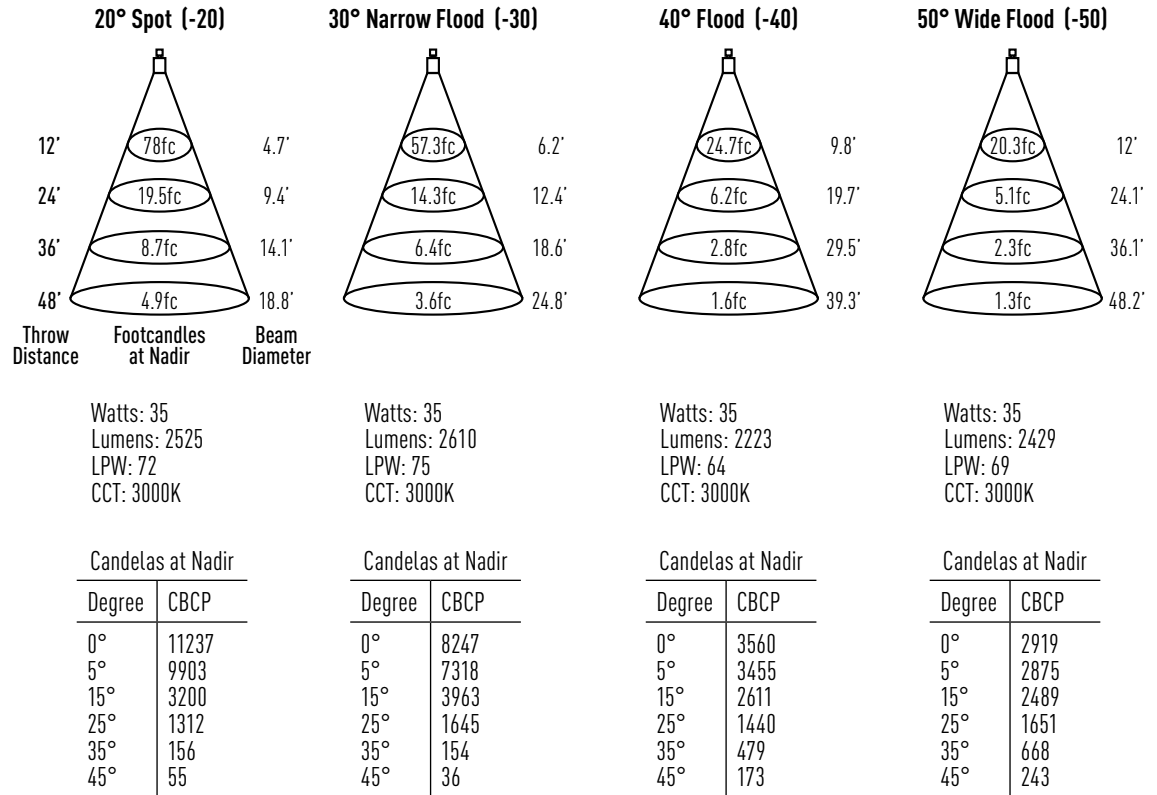
Report #: ILL06212016-01.2 (-20)
 ILL06212016-02.2 (-30)
 ILL-07202016-03.2 (-40)
 ILL-07202016-07.2 (-50)

CCT / CRI Multipliers:

2700K / 82 CRI (x 0.93)
 2700K / 92 CRI (x 0.74)
 3000K / 82 CRI (x 1.00)
 3000K / 92 CRI (x 0.79)
 3500K / 82 CRI (x 1.03)
 4000K / 82 CRI (x 1.04)

Emergency Multipliers:

7W Emergency (x 0.20)
 20W Emergency (x 0.59)



IHOL-4DRL230 / IRD400HZ

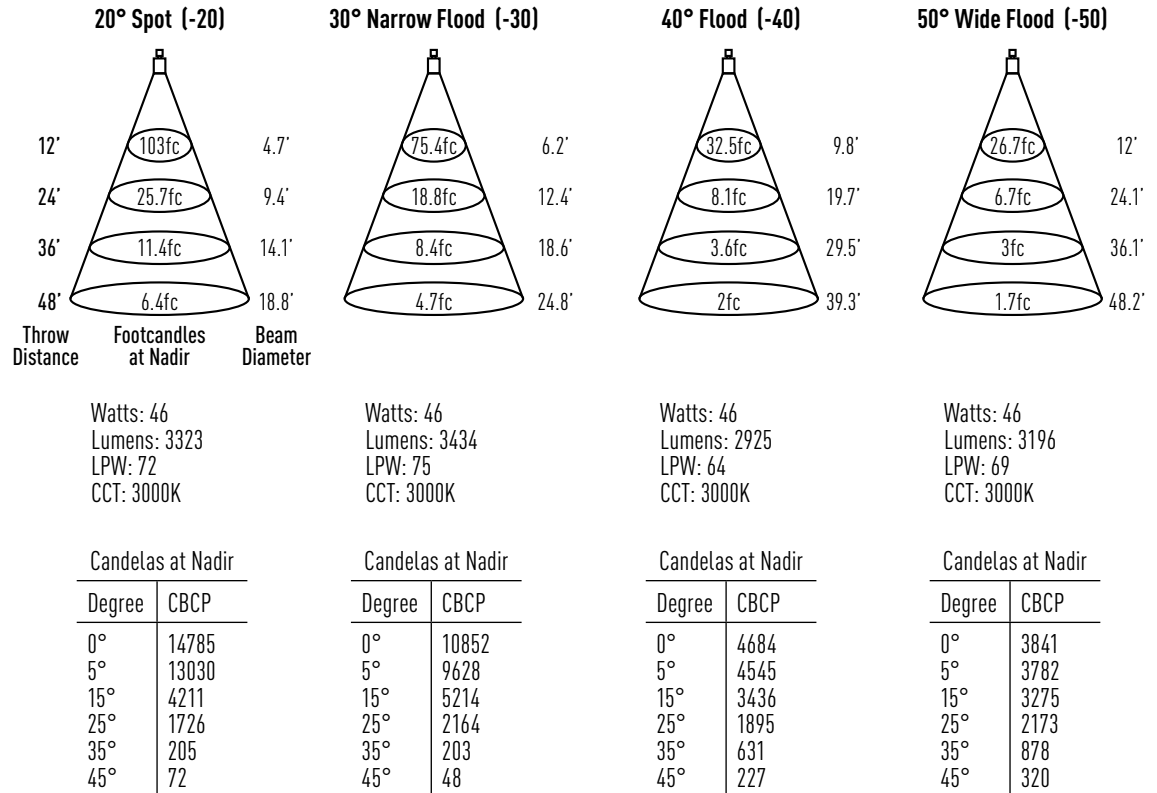
Report #: ILL06212016-01.1 (-20)
 ILL06212016-02.1 (-30)
 ILL-07202016-03.1 (-40)
 ILL-07202016-07.1 (-50)

CCT / CRI Multipliers:

2700K / 82 CRI (x 0.93)
 2700K / 92 CRI (x 0.74)
 3000K / 82 CRI (x 1.00)
 3000K / 92 CRI (x 0.79)
 3500K / 82 CRI (x 1.03)
 4000K / 82 CRI (x 1.04)

Emergency Multipliers:

7W Emergency (x 0.15)
 20W Emergency (x 0.45)



JOB NAME		CATALOG NUMBER	
NOTES		TYPE	

IHOL-4DRL330 / IRD400HZ

Report #: ILL06212016-01 (-20)
 ILL06212016-02 (-30)
 ILL-07202016-03 (-40)
 ILL-07202016-07 (-50)

CCT / CRI Multipliers:

2700K / 82 CRI (x 0.93)
 2700K / 92 CRI (x 0.74)
 3000K / 82 CRI (x 1.00)
 3000K / 92 CRI (x 0.79)
 3500K / 82 CRI (x 1.03)
 4000K / 82 CRI (x 1.04)

Emergency Multipliers:

7W Emergency (x 0.11)
 20W Emergency (x 0.33)

