

MXFG2DSTR

3.5" MX G2 Naked LED Square Downlight

ELECTRICAL DATA

LED Light Engine	System Wattage *	CCT / CRI	Delivered Lumens **	Lumens Per Watt
L0	11W	3000K / 82 CRI	750lm	75
L1	16W	3000K / 82 CRI	1000lm	63
L2	22W	3000K / 82 CRI	1250lm	78
L3	27W	3000K / 82 CRI	1850lm	71

*System Wattage include driver and LED Module consumption. **Delivered lumens will vary depending on trim, CCT, CRI, optic and ceiling thickness

FEATURES

- High center beam spot up to 24,500 CBCP
- Available optics: 12°, 24°, 36° or 50°

LED LIGHT ENGINE

- 92 CRI & 82 CRI in 2700K, 3000K, 3500K or 4100K with 2SDCM binning
- >50,000 hours L70 (rated life at 70% output)

ELECTRICAL SYSTEM

- Dedicated voltage options of 120V or 277V. Must be specified in catalog code.
- This product complies with IEEE C62.41 for surge endurance up to 2.5KV
- Additional surge protection recommended, damage from power surge is not covered by warranty

DIMMING

- 0-10V Dimming 1%
- Forward/reverse dimming 1% (120V only)
- EldoLED 0-10V 0.1% or 1%
- Lutron® LDE1 Hi-Lume 1% EcoSystem LED driver with Soft-on, Fade-to-Black dimming technology
- Lutron® LTEA2W Hi-Lume 1% 2-Wire LED driver (120V forward phase only)
- DMX512 RDM 0.1%

HOUSING

- Heavy duty galvanized 18 gauge steel frame
- Standard plaster frame accommodates 1/2" to 1-1/4" ceiling thickness
- Extended collar options available for ceilings up to 1-1/4" to 2-1/2" thick

TRIM SPECIFICATION

- A380 aluminum die-cast trims
- Durable powder coat available in multiple finishes

TRIMLESS MUD RING:

Perforated collar for seamless and trimless mounting. Must be ordered separately and can only be used in conjunction with trimless trims.

INSTALLATION

- Non-IC rated housings must be kept at a minimum of 3" away from insulation
- Fixture includes adjustable bar hangers (14"-24") for wood joist or t-bar ceiling installations
- Bar hangers can be installed in either direction
- Maximum ambient temperature: 95°F (35°C)

EMERGENCY BACKUP


- Remote test switch included
- External battery operates LED load at a minimum of 400lm to 650lm for 90 minutes, depending on backup wattage
- Servicing requires above ceiling access

LISTING / WARRANTY


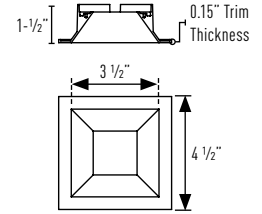
- 5-Year Intense LED Limited Warranty
- ETL listed to US and Canadian standards for damp locations



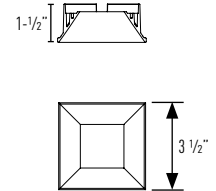
JOB NAME	CATALOG NUMBER
NOTES	TYPE



MXTFG2-STRD300
(1-1/2" Regress)



MXTFG2-STLD300
(1-1/2" Regress Trimless Trim)




Available Trim Finishes




Housing dimensions are on Page 2

Related Products


For adjustable, wall wash and other trim options see standard MX Downlight Products



Please see [MXG2DSTR](#)
For more downlight trim options



Please see [MXG2ASTR](#)
For adjustable alternative



Please see [MXG2WSTR](#)
For wall alternative

Housing Part Number (Example: MXFG2DSTR-NCL2DELV)

Housing	Installation Type	Ceiling Thickness	Wattage	Dimming	Voltage	Options
MXFG2DSTR	-NC (Non-IC)	blank (1/2" to 1-1/4") EC2 (1-1/4" to 2-1/2")	L0 (11W)	blank (Non-Dimming)	blank (120V) 27 (277V)	EM7* (7W Emergency Backup 10TA Part #ILB-CP07-A) EM12*4,5 (12W Emergency Backup 10TA Part #ILB-CP12-A)
			L1 (16W)	DELV ¹ (Phase Dimming)		
			L2 (22W)	D101 (0-10V Dimming 1%)		
			L3 (27W)	ED10V1 ² (eldoLED 0-10V 1%)		
				ED10V01 ² (eldoLED 0-10V 0.1%)		
	LUT ³ (Lutron® LDE1 EcoSystem 1%)					
	LUT2 ¹ (Lutron® LTEA2W 2-Wire 1%)					

Trim Part Number (Example: MXTFG2-STRD300W-SFL03024)

Trim	Trim Finish	Trim Type	Wattage	CCT / CRI	Optic
MXTFG2-STRD300 (1-1/2" Regress)	W (White)	-SF (Self Flanged)	L0 (11W)	27 (2700K / 82 CRI)	12 (12° SP)
	B ⁶ (Black)	blank ⁷ (Trimless, for use with mud ring only)	L1 (16W)	279 (2700K / 92 CRI)	24 (24° NFL)
MXTFG2-STLD300 (1-1/2" Regress Trimless Trim)	SN ⁶ (Satin Nickel)		L2 (22W)	30 (3000K / 82 CRI)	36 (36° FL)
			L3 (27W)	309 (3000K / 92 CRI)	50 (50° WFL)
				35 (3500K / 82 CRI)	
				359 (3500K / 92 CRI)	
				41 (4100K / 82 CRI)	
	419 (4100K / 92 CRI)				

Notes:

- Available in 120V only
- Not Available in L3
- Not available with L2 & L3
- Access above ceiling required
- Not available in L0
- Consult factory for lead times
- Trimless options are for use with mud ring accessory only

Accessories

- LH47 (Accessory Holder, Black)
- LH47W (Accessory Holder, White)
- PFLMB-47 (Hex Louver, Black)
- PFL1-47 (Prismatic Spread Lens)
- PFL2-47 (Linear Spread Lens)
- PFL4-47 (Soft Focus Lens)

Mud Ring⁷

- MXS-MR (Square Trimless Mud Ring)

SPECIFICATION SHEET L/M-040822 P-9

INTENSE LIGHTING | 3340 E La Palma Ave, Anaheim, CA 92806 | tel 714 630-9877 | fax 714 630-9883

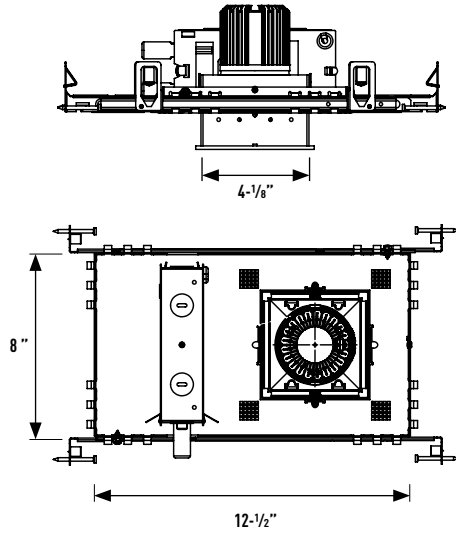
For Intense Lighting's limited product warranty, go to www.intenselighting.com. For a printed copy of the warranty, you may call 800 961-5321.

© 2022 Intense Lighting, LLC. All rights reserved. Note: This document is subject to change without notice.

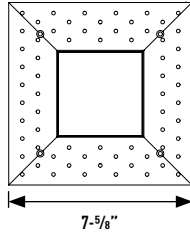
MXFG2DSTR

3.5" MX G2 Naked LED Square Downlight

HOUSING DIMENSIONS



MXS-MR
(Square Trimless Mud Ring)

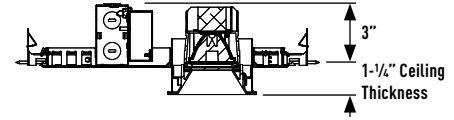
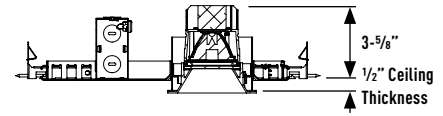


Adjustable Collar Height

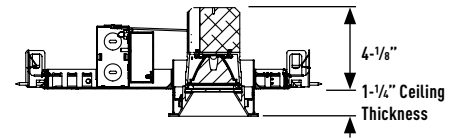
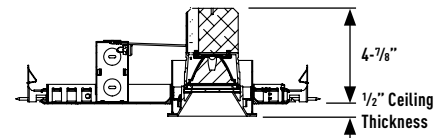
Collar Type	Standard	EC2
Max Ceiling Thickness	1/2" to 1-1/4"	1-1/4" to 2-1/2"

JOB NAME	CATALOG NUMBER
NOTES	TYPE

L0-L1 Lumen Package



L2-L3 Lumen Package



JOB NAME		CATALOG NUMBER	
NOTES		TYPE	

MXTFG2-STRD300WL0

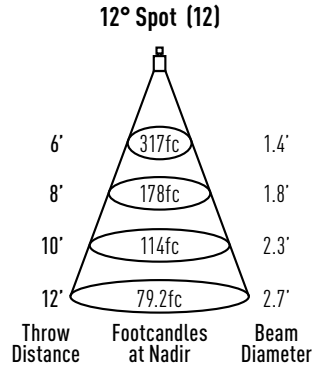
Report #: ILL-02102016-10.1 (12)
 ILL-02102016-09.1 (24)
 ILL-02182016-03.1 (36)
 ILL-02122016-05.1 (50)

CCT MULTIPLIERS:

	82 CRI	92 CRI
2700K	(x 0.93)	(x 0.76)
3000K	(x 1.00)	(x 0.87)
3500K	(x 1.00)	(x 0.87)
4100K	(x 1.00)	(x 0.87)

EMERGENCY MULTIPLIER:

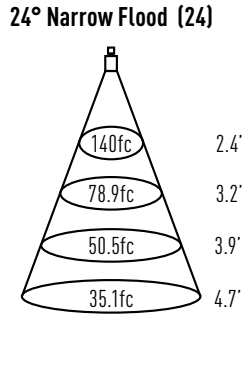
7W Emergency (x 0.70)



Watts: 11.3
 Lumens: 666
 LPW: 67
 CCT: 3000K

Candelas at Nadir

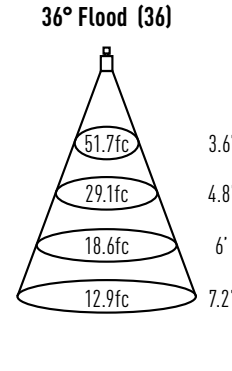
Degree	CBCP
0°	11399
5°	6289
15°	419
25°	93
35°	34
45°	5



Watts: 11.3
 Lumens: 768
 LPW: 77
 CCT: 3000K

Candelas at Nadir

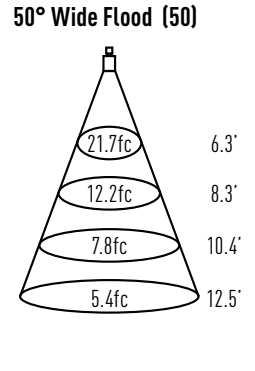
Degree	CBCP
0°	5047
5°	4180
15°	1131
25°	142
35°	20
45°	3



Watts: 11.3
 Lumens: 777
 LPW: 78
 CCT: 3000K

Candelas at Nadir

Degree	CBCP
0°	1860
5°	1892
15°	1318
25°	473
35°	85
45°	7



Watts: 11.3
 Lumens: 700
 LPW: 70
 CCT: 3000K

Candelas at Nadir

Degree	CBCP
0°	780
5°	778
15°	727
25°	464
35°	193
45°	54

MXTFG2-STRD300WL1

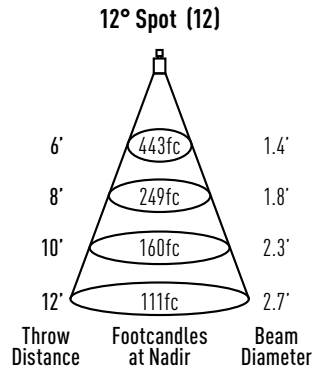
Report #: ILL-02102016-10.2 (12)
 ILL-02102016-09.2 (24)
 ILL-02182016-03.2 (36)
 ILL-02122016-05.2 (50)

CCT MULTIPLIERS:

	82 CRI	92 CRI
2700K	(x 0.93)	(x 0.76)
3000K	(x 1.00)	(x 0.87)
3500K	(x 1.00)	(x 0.87)
4100K	(x 1.00)	(x 0.87)

EMERGENCY MULTIPLIER:

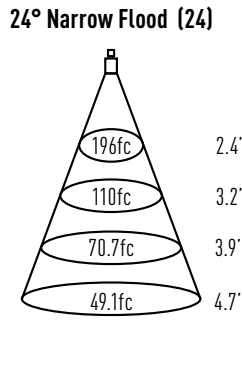
7W Emergency (x 0.50)
 12W Emergency (x 0.85)



Watts: 15.5
 Lumens: 933
 LPW: 60
 CCT: 3000K

Candelas at Nadir

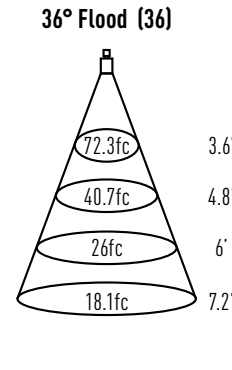
Degree	CBCP
0°	15959
5°	8805
15°	587
25°	130
35°	48
45°	7



Watts: 15.4
 Lumens: 1075
 LPW: 70
 CCT: 3000K

Candelas at Nadir

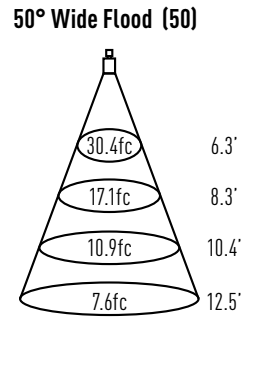
Degree	CBCP
0°	7066
5°	5852
15°	1583
25°	199
35°	28
45°	4



Watts: 16
 Lumens: 1087
 LPW: 70
 CCT: 3000K

Candelas at Nadir

Degree	CBCP
0°	2605
5°	2648
15°	1845
25°	662
35°	120
45°	10



Watts: 15.5
 Lumens: 980
 LPW: 63
 CCT: 3000K

Candelas at Nadir

Degree	CBCP
0°	1093
5°	1090
15°	1018
25°	650
35°	271
45°	76

JOB NAME		CATALOG NUMBER	
NOTES		TYPE	

MXTFG2-STRD300WL2

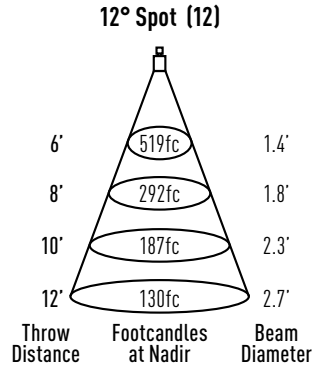
Report #: ILL-02102016-10.1 (12)
 ILL-02102016-09.1 (24)
 ILL-02182016-03.1 (36)
 ILL-02122016-05.1 (50)

CCT MULTIPLIERS:

	82 CRI	92 CRI
2700K	(x 0.93)	(x 0.76)
3000K	(x 1.00)	(x 0.87)
3500K	(x 1.00)	(x 0.87)
4100K	(x 1.00)	(x 0.87)

EMERGENCY MULTIPLIER:

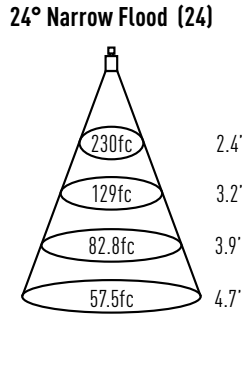
7W Emergency	(x 0.40)
12W Emergency	(x 0.68)



Watts: 20.5
 Lumens: 1093
 LPW: 53
 CCT: 3000K

Candelas at Nadir

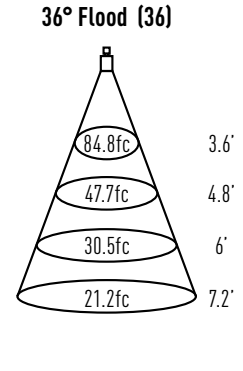
Degree	CBCP
0°	18695
5°	10314
15°	687
25°	152
35°	56
45°	8



Watts: 20.5
 Lumens: 1260
 LPW: 61
 CCT: 3000K

Candelas at Nadir

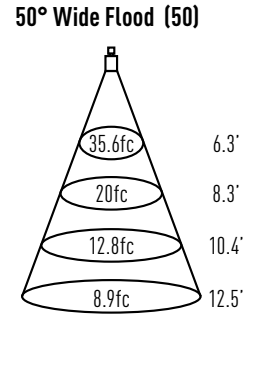
Degree	CBCP
0°	8277
5°	6856
15°	1855
25°	233
35°	32
45°	5



Watts: 21.5
 Lumens: 1274
 LPW: 62
 CCT: 3000K

Candelas at Nadir

Degree	CBCP
0°	3051
5°	3102
15°	2161
25°	776
35°	140
45°	12



Watts: 21.5
 Lumens: 1148
 LPW: 56
 CCT: 3000K

Candelas at Nadir

Degree	CBCP
0°	1280
5°	1276
15°	1192
25°	762
35°	317
45°	89

MXTFG2-STRD300WL3

Report #: ILL-02102016-10 (12)
 ILL-02102016-09 (24)
 ILL-02182016-03 (36)
 ILL-02122016-05 (50)

MXTFG2-STRD300

Ceiling Thickness Multipliers:

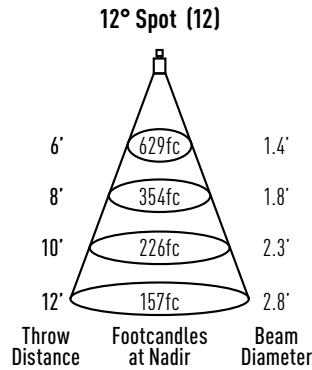
5/8" Thickness	(x 1.00)
1" Thickness	(x 0.86)
2" Thickness	(x 0.71)

CCT MULTIPLIERS:

	82 CRI	92 CRI
2700K	(x 0.93)	(x 0.76)
3000K	(x 1.00)	(x 0.87)
3500K	(x 1.00)	(x 0.87)
4100K	(x 1.00)	(x 0.87)

EMERGENCY MULTIPLIER:

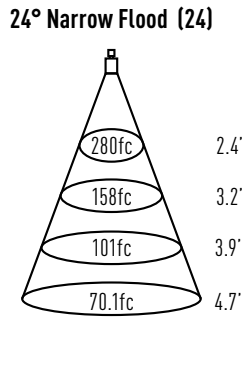
7W Emergency	(x 0.35)
12W Emergency	(x 0.59)



Watts: 26.2
 Lumens: 1332
 LPW: 51
 CCT: 3000K

Candelas at Nadir

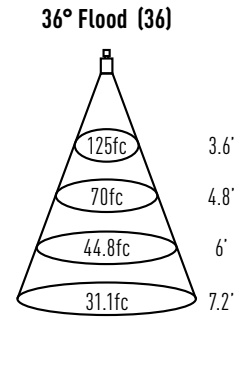
Degree	CBCP
0°	22629
5°	12578
15°	838
25°	185
35°	68
45°	10



Watts: 27.2
 Lumens: 1536
 LPW: 58
 CCT: 3000K

Candelas at Nadir

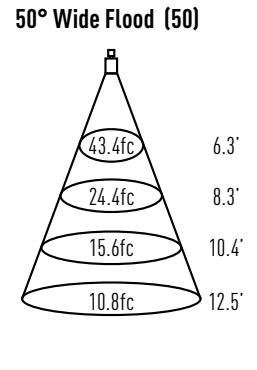
Degree	CBCP
0°	10094
5°	8360
15°	5210
25°	284
35°	39
45°	6



Watts: 26.1
 Lumens: 1872
 LPW: 72
 CCT: 3000K

Candelas at Nadir

Degree	CBCP
0°	4483
5°	4558
15°	3175
25°	1140
35°	206
45°	17



Watts: 26.1
 Lumens: 1400
 LPW: 54
 CCT: 3000K

Candelas at Nadir

Degree	CBCP
0°	1561
5°	1556
15°	1454
25°	929
35°	387
45°	108