

MXFG2DSTR

3.5" MX G2 Naked LED Wall Wash Square Downlight

JOB NAME		CATALOG NUMBER	
NOTES		TYPE	

ELECTRICAL DATA

LED Light Engine	System Wattage *	CCT / CRI	Delivered Lumens **	Lumens Per Watt
L0	11W	3000K / 82 CRI	536lm	70
L1	16W	3000K / 82 CRI	746lm	63
L2	22W	3000K / 82 CRI	895lm	58
L3	27W	3000K / 82 CRI	1025lm	62

*System Wattage include driver and LED Module consumption. **Delivered lumens will vary depending on trim, CCT, CRI, optic and ceiling thickness

FEATURES

- High center beam spot up to 24,500 CBCP
- Available optics: 12°, 24°, 36° or 50°

LED LIGHT ENGINE

- 92 CRI & 82 CRI in 2700K, 3000K, 3500K or 4100K with 2SDCM binning
- >50,000 hours L70 (rated life at 70% output)

ELECTRICAL SYSTEM

- Dedicated voltage options of 120V or 277V. Must be specified in catalog code.
- This product complies with IEEE C62.41 for surge endurance up to 2.5KV
- Additional surge protection recommended, damage from power surge is not covered by warranty

DIMMING

- 0-10V Dimming 1%
- Forward/reverse dimming 1% (120V only)
- EldoLED 0-10V 0.1% or 1%
- Lutron® LDE1 Hi-Lume 1% EcoSystem LED driver with Soft-on, Fade-to-Black dimming technology
- Lutron® LTEA2W Hi-Lume 1% 2-Wire LED driver (120V forward phase only)
- DMX512 RDM 0.1%

HOUSING

- Heavy duty galvanized 18 gauge steel frame
- Standard plaster frame accommodates 1/2" to 1-1/4" ceiling thickness
- Extended collar options available for ceilings up to 1-1/4" to 2-1/2" thick

TRIM SPECIFICATION

High performance wall wash with asymmetric distribution provides uniform vertical illumination (see spacing criteria on next pages). Durably constructed with die-cast A380 aluminum and powder coat finish.

INSTALLATION


- Non-IC rated housings must be kept at a minimum of 3" away from insulation
- Fixture includes adjustable bar hangers (14"-24") for wood joist or t-bar ceiling installations
- Bar hangers can be installed in either direction
- Maximum ambient temperature: 95°F (35°C)

EMERGENCY BACKUP

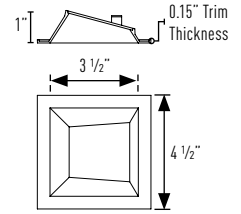
- Remote test switch included
- External battery operates LED load at a minimum of 400lm to 650lm for 90 minutes, depending on backup wattage
- Servicing requires above ceiling access

LISTING / WARRANTY

- 5-Year Intense LED Limited Warranty
- ETL listed to US and Canadian standards for damp locations



MXFG2-STRW300
(1" Regress)




Available Trim Finishes




Housing dimensions are on Page 2

Related Products


For adjustable, wall wash and other trim options see standard MX Downlight Products



Please see [MXG2DSTR](#)
For more downlight trim options



Please see [MXG2ASTR](#)
For adjustable alternative



Please see [MXG2WSTR](#)
For wall alternative

Housing Part Number (Example: MXFG2DSTR-NCL2DELV)

Housing	Installation Type	Ceiling Thickness	Wattage	Dimming	Voltage	Options
MXFG2DSTR	-NC (Non-IC)	blank (1/2" to 1-1/4") EC2 (1-1/4" to 2-1/2")	L0 (11W)	blank (Non-Dimming)	blank (120V) 27 (277V)	EM7 ⁴ (7W Emergency Backup IOTA Part #ILB-CP07-A) EM12 ^{4,5} (12W Emergency Backup IOTA Part #ILB-CP12-A)
			L1 (16W)	DELV ³ (Phase Dimming)		
			L2 (22W)	D101 (0-10V Dimming 1%)		
			L3 (27W)	ED10V1 ² (eldoLED 0-10V 1%) ED10V01 ² (eldoLED 0-10V 0.1%) LUT ³ (Lutron® LDE1 EcoSystem 1%) LUT2 ¹ (Lutron® LTEA2W 2-Wire 1%)		

Trim Part Number (Example: MXTFG2-STRD300W-SFL03024)

Trim	Trim Finish	Trim Type	Wattage	CCT / CRI
MXTFG2-STRW300 (1" Regress)	W (White)	-SF (Self Flanged)	L0 (11W)	27 (2700K / 82 CRI)
	B ⁶ (Black)		L1 (16W)	279 (2700K / 92 CRI)
	SN ⁶ (Satin Nickel)		L2 (22W)	30 (3000K / 82 CRI)
			L3 (27W)	309 (3000K / 92 CRI) 35 (3500K / 82 CRI) 359 (3500K / 92 CRI) 41 (4100K / 82 CRI) 419 (4100K / 92 CRI)

Notes:

- Available in 120V only
- Not Available in L3
- Not available with L2 & L3
- Access above ceiling required
- Not available in L0
- Consult factory for lead times

SPECIFICATION SHEET | M-0207-24-P-29

INTENSE LIGHTING | 3340 E La Palma Ave, Anaheim, CA 92806 | tel 714 630-9877 | fax 714 630-9883

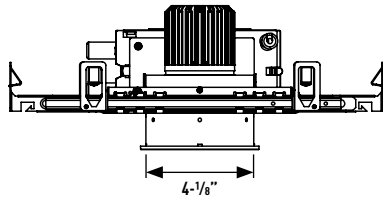
For Intense Lighting's limited product warranty, go to www.intenselighting.com. For a printed copy of the warranty, you may call 800 961-5321.

© 2024 Intense Lighting, LLC. All rights reserved. Note: This document is subject to change without notice.

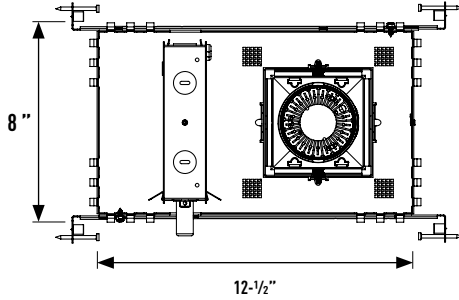
MXFG2DSTR

3.5" MX G2 Naked LED Square Downlight

HOUSING DIMENSIONS



Ceiling Cut-Out: 4-1/8"

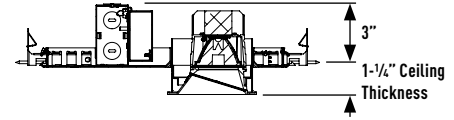
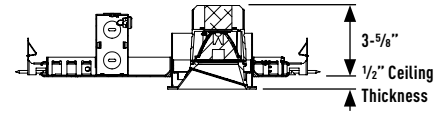


Adjustable Collar Height

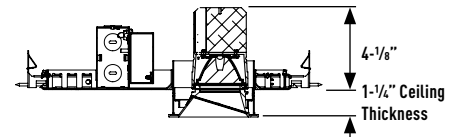
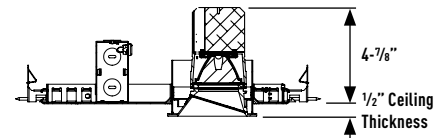
Collar Type	Standard	EC2
Max Ceiling Thickness	1/2" to 1-1/4"	1-1/4" to 2-1/2"

JOB NAME	CATALOG NUMBER
NOTES	TYPE

L0-L1 Lumen Package



L2-L3 Lumen Package



MX

3.5" MX G2 LED Wall Wash Photometric

JOB NAME		CATALOG NUMBER	
NOTES		TYPE	

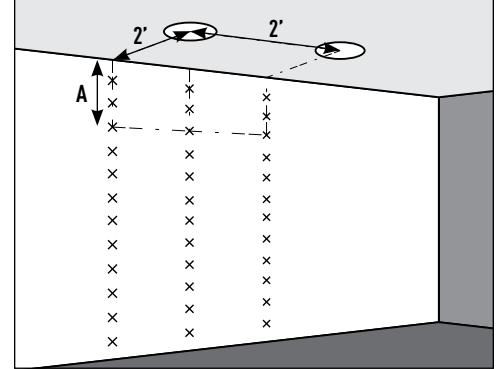
MXTFG2-STRW300WLO

Report #: ILL-02242016-04
 Reflector Finish: White
 Luminaire Watts: 11.3W
 Luminaire Lumens: 536lm
 Lumens Per Watt: 54
 Color Temperature: 3000K
 Color Rendering Index: 82

EMERGENCY MULTIPLIER:
 7W Emergency (x 0.70)

(A) Distance From Ceiling	2' From Wall On 2' Centers	3' From Wall On 2' Centers	3' From Wall On 3' Centers
	□ 2' □	□ 2' □	□ 3' □
1'	14 14 14	5 5 5	4 3 4
2'	27 27 27	12 12 12	9 9 9
3'	25 25 25	17 17 17	12 12 12
4'	18 18 18	16 17 16	12 12 12
5'	12 12 12	13 14 13	10 10 10
6'	8 8 8	10 10 10	8 8 8
7'	5 6 5	8 8 8	6 6 6
8'	4 4 4	6 6 6	5 5 5
9'	3 3 3	4 4 4	4 4 4
10'	2 2 2	3 3 3	3 3 3
11'	2 2 2	2 2 2	2 2 2
12'	1 1 1	2 2 2	2 2 2

Example: Two luminaires located 2' from wall and spaced 2' on center, the illumination on the wall 3' down from ceiling will be 19fc beneath units and 21fc between units



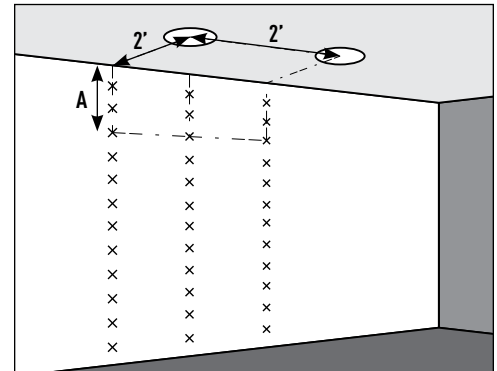
MXTFG2-STRW300WL1

Report #: ILL-02242016-03
 Reflector Finish: White
 Luminaire Watts: 16W
 Luminaire Lumens: 746lm
 Lumens Per Watt: 48
 Color Temperature: 3000K
 Color Rendering Index: 82

EMERGENCY MULTIPLIER:
 7W Emergency (x 0.50)
 12W Emergency (x 0.85)

(A) Distance From Ceiling	2' From Wall On 2' Centers	3' From Wall On 2' Centers	3' From Wall On 3' Centers
	□ 2' □	□ 2' □	□ 3' □
1'	19 19 19	7 7 7	5 5 5
2'	39 38 39	17 18 17	12 12 12
3'	36 36 36	24 24 24	17 17 17
4'	25 26 25	23 24 23	17 17 17
5'	17 17 17	19 19 19	15 15 15
6'	11 11 11	14 15 14	11 11 11
7'	8 8 8	11 11 11	9 9 9
8'	5 6 5	8 8 8	7 7 7
9'	4 4 4	6 6 6	5 5 5
10'	3 3 3	5 5 5	4 4 4
11'	2 2 2	3 4 3	3 3 3
12'	2 2 2	3 3 3	2 2 2

Example: Two luminaires located 2' from wall and spaced 2' on center, the illumination on the wall 3' down from ceiling will be 26fc beneath units and 29fc between units



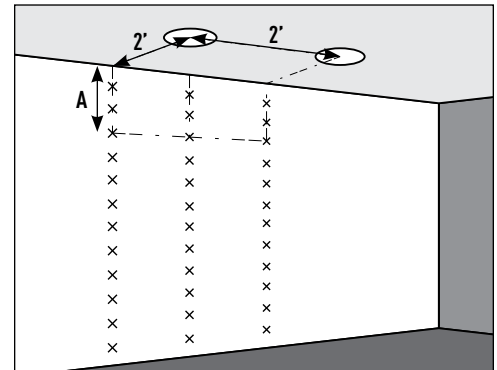
MXTFG2-STRW300WL2

Report #: ILL-02242016-02
 Reflector Finish: White
 Luminaire Watts: 20.5W
 Luminaire Lumens: 895lm
 Lumens Per Watt: 44
 Color Temperature: 3000K
 Color Rendering Index: 82

EMERGENCY MULTIPLIER:
 7W Emergency (x 0.40)
 12W Emergency (x 0.68)

(A) Distance From Ceiling	2' From Wall On 2' Centers	3' From Wall On 2' Centers	3' From Wall On 3' Centers
	□ 2' □	□ 2' □	□ 3' □
1'	26 26 26	9 10 9	7 7 7
2'	53 52 53	23 24 23	17 17 17
3'	49 49 49	32 33 32	23 23 23
4'	34 35 34	31 32 31	23 23 23
5'	23 23 23	26 26 26	20 20 20
6'	15 15 15	19 20 19	15 15 15
7'	10 11 10	14 15 14	12 12 12
8'	7 7 7	11 11 11	9 9 9
9'	5 5 5	8 8 8	7 7 7
10'	4 4 4	6 6 6	5 5 5
11'	3 3 3	5 5 5	4 4 4
12'	2 2 2	4 4 4	3 3 3

Example: Two luminaires located 2' from wall and spaced 2' on center, the illumination on the wall 3' down from ceiling will be 32fc beneath units and 35fc between units



Multipliers: 2700K / 82 CRI (x 0.93); 2700K / 92 CRI (x 0.76); 3000K / 82 CRI (x 1.00); 3000K / 92 CRI (x 0.87); 3500K / 82 CRI (x 1.00); 4100K / 82 CRI (x 1.00)

SPECIFICATION SHEET | M-0207-24-P-31

INTENSE LIGHTING | 3340 E La Palma Ave, Anaheim, CA 92806 | tel 714 630-9877 | fax 714 630-9883
 For Intense Lighting's limited product warranty, go to www.intenselighting.com. For a printed copy of the warranty, you may call 800 961-5321.
 © 2024 Intense Lighting, LLC. All rights reserved. Note: This document is subject to change without notice.

intense[®] | a LEVITON[®] company
 LIGHTING

MX

3.5" MX G2 LED Wall Wash Photometric

JOB NAME		CATALOG NUMBER	
NOTES		TYPE	

MXTFG2-STRW300WL3

Report #: ILL-02242016-01
 Reflector Finish: White
 Luminaire Watts: 26.5W
 Luminaire Lumens: 1025lm
 Lumens Per Watt: 39
 Color Temperature: 3000K
 Color Rendering Index: 82

EMERGENCY MULTIPLIER:
 7W Emergency (x 0.35)
 12W Emergency (x 0.59)

(A) Distance From Ceiling	2' From Wall On 2' Centers	3' From Wall On 2' Centers	3' From Wall On 3' Centers
	□ 2' □	□ 2' □	□ 3' □
1'	29 29 29	11 11 11	8 8 8
2'	60 59 60	26 27 26	19 19 19
3'	55 55 55	36 37 36	26 26 26
4'	39 39 39	36 36 36	27 26 27
5'	26 26 26	29 30 29	22 22 22
6'	17 17 17	22 22 22	17 17 17
7'	12 12 12	16 17 16	13 13 13
8'	8 8 8	12 12 12	10 10 10
9'	6 6 6	9 9 9	8 8 8
10'	4 5 4	7 7 7	6 6 6
11'	3 3 3	5 5 5	5 5 5
12'	3 3 3	4 4 4	4 4 4

Example: Two luminaires located 2' from wall and spaced 2' on center, the illumination on the wall 3' down from ceiling will be 37fc beneath units and 40fc between units

