

MXG2DSTL

3.5" MX G2 LED Square Trimless Downlight

ELECTRICAL DATA

L0	10W	3000K / 82 CRI	750lm	75
L1	16W	3000K / 82 CRI	1000lm	63
L2	20W	3000K / 82 CRI	1250lm	78
L3	26W	3000K / 82 CRI	1850lm	71

*System Wattage include driver and LED Module consumption. **Delivered lumens will vary depending on trim, CCT, CRI, optic and ceiling thickness

FEATURES

- Multiple architectural trim options
- High center beam spot up to 22,600 CBCP
- Dedicated 9° with field changeable 12°, 24°, 36° & 50° optics

LED LIGHT ENGINE

- 92 CRI & 82 CRI in 2700K, 3000K, 3500K or 4100K with 2SDCM binning
- >50,000 hours L70 (rated life at 70% output)

ELECTRICAL SYSTEM

- (Non-IC) Dedicated voltage options of 120V or 277V. Must be specified in catalog code.
- (-IC) Universal 120V/277V input; Power factor >.9 50/60Hz
- This product complies with IEEE C62.41 for surge endurance up to 2.5KV. Additional surge protection recommended. Damage from power surge is not covered by warranty.

DIMMING

- 0-10V Dimming 1%
- Forward/reverse dimming 1% (120V only)
- EldoLED 0-10V 0.1% or 1%
- Lutron® LDE1 Hi-Lume 1% EcoSystem LED driver with Soft-on, Fade-to-Black dimming technology
- DMX512 RDM 0.1%

HOUSING

- Heavy duty black powder coated 18 gauge steel frame
- Standard housing accommodates 5/8" ceiling thickness
- Extended collar options available for ceilings up to 1" or 2" thick, must specify either EC1 or EC2.

TRIM SPECIFICATION

High quality die-cast A380 aluminum trims with durable powder coat finishes. Architectural, discrete self flange or painted white flange options available. Trims available in 1-1/2" regress for greater visual comfort or 1/2" regress for consistent look throughout space.

INSTALLATION

Housing types include IC Air-Tight, or Non-IC Rated (must specify). Non-IC rated housings must be kept at a minimum of 3" away from insulation. Butterfly brackets are compatible with C-channel, adjustable bar hangers (14"-25") and EMT. C-channel is recommended for T-bar ceilings. Bar hangers must be ordered separately. Max. ambient temperature: 95°F (35°C).

EMERGENCY BACKUP

Remote test switch included. External battery operates LED load at a minimum of 450 to 750 lumens for 90 minutes, depending on backup wattage selected. See trim multipliers for detailed performance. Servicing requires above ceiling access.

ACCESSORIES


Luminaire will accommodate (2) accessories, accessory holder required, see page 2.

LISTING / WARRANTY


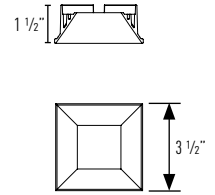
- 5-Year Intense LED Limited Warranty
- ETL listed to US and Canadian standards for damp locations
- (-IC Only) Air-Tight Certified ASTM E283
- (-IC Only) ETL listed for direct contact w/insulation
- ENERGY STAR® Qualified ¹
- Can be used to comply with 2016 Title 24, Part 6, JA8 high efficacy LED light source requirements ²



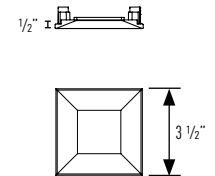
JOB NAME	CATALOG NUMBER
NOTES	TYPE



MXTG2-STLD300
(1-1/2" regress)



MXTG2-STLR300
(1/2" Regress)



Housing Dimensions Are On Page 2

Available Trim Finishes



Housing Part Number (Example: MXG2DSTL-ICL1)

Housing	Installation Type	Ceiling Thickness	Wattage	Dimming	Voltage	Options
MXG2DSTL	-NC (Non-IC)	blank (5/8")	L0 (10W)	blank (Non-Dimming)	blank (Non-IC: 120V -IC: 120V/277V) 27 (277V Non-IC Only, for -IC housing options use blank)	1100 (C-Channel Bar Hangers)
		EC1 (1")	L1 (16W)	DELV ⁴ (Phase Dimming)		1200 (Flat Bar Hangers)
	EC2 (2")	L2 (20W)	D101 (0-10V Dimming 1%)	1400 (Wood Joist Bar Hangers)		
		L3 ³ (26W)	ED10V1 ⁵ (eldoLED 0-10V 1%) ED10V01 ⁵ (eldoLED 0-10V 0.1%) LUT ⁶ (Lutron® LDE1 EcoSystem 1%) DMXR ⁷ (DMX512 RDM 0.1%)	-EM7 ⁸ (7W Emergency Backup IOTA Part #ILB-CP07-A) -EM12 ^{8,9} (12W Emergency Backup IOTA Part #ILB-CP12-A)		

Trim Part Number (Example: MXTG2-STLD300WL13024)

Trim	Finish	Wattage	CCT / CRI	Optic
MXTG2-STLD300 (1-1/2" regress)	W (White)	L0 (10W)	27 (2700K / 82 CRI)	09 ¹⁰ (9° Narrow Spot)
	B (Black)	L1 (16W)	279 (2700K / 92 CRI)	12 (12° Spot)
MXTG2-STLR300 (1/2" Regress)	SN (Satin Nickel)	L2 (20W)	30 (3000K / 82 CRI)	24 (24° Narrow Flood)
	AB (Antique Bronze)	L3 ³ (26W)	309 (3000K / 92 CRI)	36 (36° Flood)
		35 (3500K / 82 CRI)	50 (50° Wide Flood)	
		359 (3500K / 92 CRI)		
		41 (4100K / 82 CRI)		
		419 (4100K / 92 CRI)		

Notes:

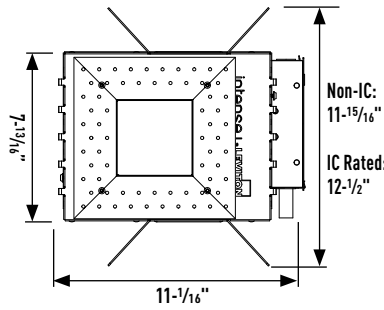
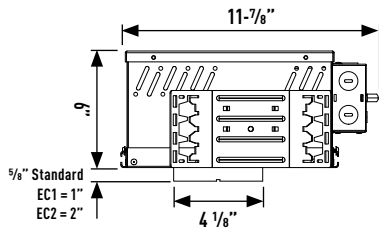
- ENERGY STAR® Qualified (White Reflectors only)
Excludes: L2, L3, 92 CRI & 9° options
- Excludes: L2, L3, 82 CRI & 9° options
- L3 available with Non-IC housings only
- Available in 120V only
- Not Available in L3
- Not Available in L2 & L3
- DMX512 RDM not available in L0 & L1
- Access above ceiling required
- Not available in L0
- 9° NS available in 279 with L0 or L1 Only

MXG2DSTL

3.5" MX G2 LED Square Trimless Downlight

JOB NAME		CATALOG NUMBER	
NOTES		TYPE	

NON-IC & AIR TIGHT IC DIMENSIONS



Plaster Frame Accommodation

Standard	Up-to 5/8"
EC1	Up-to 1"
EC2	Up-to 2"

Ceiling Cut Out: 4 1/8"

ACCESSORIES:

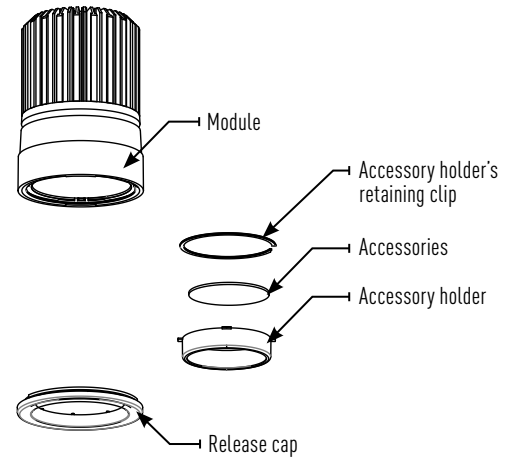
Luminaire will accommodate (2) accessories, accessory holder required.

INSTALLATION:

1. Rotate release cap by turning counter clockwise.
2. Install accessories into accessory holder and replace accessory holder's retaining clip.
3. Place accessory holder and accessory flush against optic and replace release cap.

Accessories

LH47	(Accessory Holder, Black)
LH47W	(Accessory Holder, White)
PFLMB-47	(Hex Louver, Black)
PFL1-47	(Prismatic Spread Lens)
PFL2-47	(Linear Spread Lens)
PFL4-47	(Soft Focus Lens)

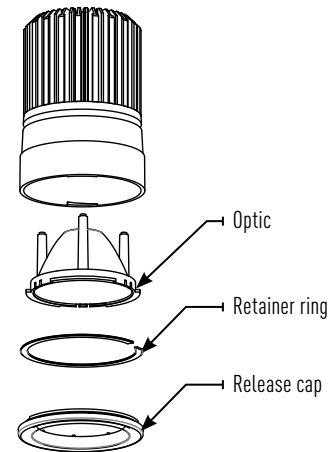


OPTICS REPLACEMENT

1. Rotate release cap by turning counter clockwise.
2. Install accessories into accessory holder and replace accessory holder's retaining clip.
3. Place accessory holder and accessory flush against optic and replace release cap.

Optics

IP-OP4712	(12° Spot)
IP-OP4724	(24° Narrow Flood)
IP-OP4736	(36° Flood)
IP-OP4750	(50° Wide Flood)



JOB NAME		CATALOG NUMBER	
NOTES		TYPE	

MXTG2-STLD300WLO

Report #: ILL-02102016-10.1 (12)
 ILL-02102016-09.1 (24)
 ILL-02182016-03.1 (36)
 ILL-02122016-05.1 (50)

MXTG2-STLD300

Ceiling Thickness Multipliers:
 5/8" Thickness (x 1.00)
 1" Thickness (x 0.86)
 2" Thickness (x 0.71)

MXTG2-STLR300

Ceiling Thickness Multipliers:
 5/8" Thickness (x 0.93)
 1" Thickness (x 0.80)
 2" Thickness (x 0.59)

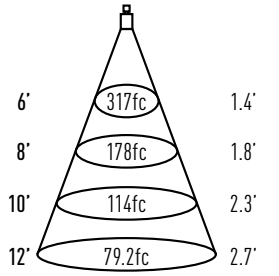
CCT MULTIPLIERS:

	82 CRI	92 CRI
2700K	(x 0.93)	(x 0.76)
3000K	(x 1.00)	(x 0.87)
3500K	(x 1.00)	(x 0.87)
4100K	(x 1.00)	(x 0.87)

EMERGENCY MULTIPLIER:

7W Emergency (x 0.70)

12° Spot (12)

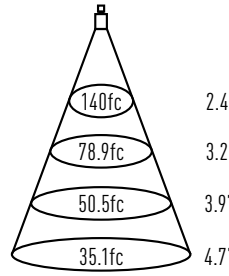


Watts: 10
 Lumens: 666
 LPW: 67
 CCT: 3000K

Candelas at Nadir

Degree	CBCP
0°	11399
5°	6289
15°	419
25°	93
35°	34
45°	5

24° Narrow Flood (24)

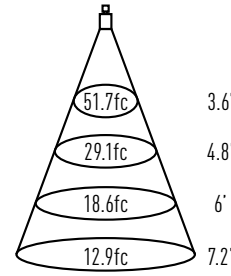


Watts: 10
 Lumens: 768
 LPW: 77
 CCT: 3000K

Candelas at Nadir

Degree	CBCP
0°	5047
5°	4180
15°	1131
25°	142
35°	20
45°	3

36° Flood (36)

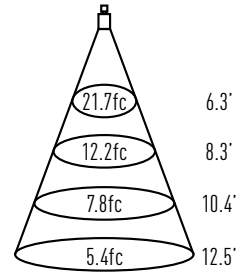


Watts: 10
 Lumens: 777
 LPW: 78
 CCT: 3000K

Candelas at Nadir

Degree	CBCP
0°	1860
5°	1892
15°	1318
25°	473
35°	85
45°	7

50° Wide Flood (50)



Watts: 10
 Lumens: 700
 LPW: 70
 CCT: 3000K

Candelas at Nadir

Degree	CBCP
0°	780
5°	778
15°	727
25°	464
35°	193
45°	54

MXTG2-STLD300WLI

Report #: ILL-02102016-10.2 (12)
 ILL-02102016-09.2 (24)
 ILL-02182016-03.2 (36)
 ILL-02122016-05.2 (50)

MXTG2-STLD300

Ceiling Thickness Multipliers:
 5/8" Thickness (x 1.00)
 1" Thickness (x 0.86)
 2" Thickness (x 0.71)

MXTG2-STLR300

Ceiling Thickness Multipliers:
 5/8" Thickness (x 0.93)
 1" Thickness (x 0.80)
 2" Thickness (x 0.59)

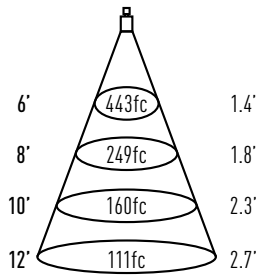
CCT MULTIPLIERS:

	82 CRI	92 CRI
2700K	(x 0.93)	(x 0.76)
3000K	(x 1.00)	(x 0.87)
3500K	(x 1.00)	(x 0.87)
4100K	(x 1.00)	(x 0.87)

EMERGENCY MULTIPLIER:

7W Emergency (x 0.50)
 12W Emergency (x 0.85)

12° Spot (12)

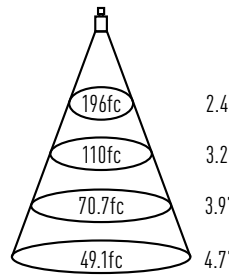


Watts: 15.5
 Lumens: 933
 LPW: 60
 CCT: 3000K

Candelas at Nadir

Degree	CBCP
0°	15959
5°	8805
15°	587
25°	130
35°	48
45°	7

24° Narrow Flood (24)

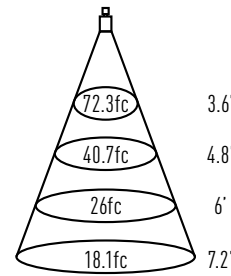


Watts: 15.4
 Lumens: 1075
 LPW: 70
 CCT: 3000K

Candelas at Nadir

Degree	CBCP
0°	7066
5°	5852
15°	1583
25°	199
35°	28
45°	4

36° Flood (36)

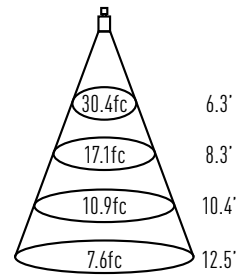


Watts: 15.6
 Lumens: 1087
 LPW: 70
 CCT: 3000K

Candelas at Nadir

Degree	CBCP
0°	2605
5°	2648
15°	1845
25°	662
35°	120
45°	10

50° Wide Flood (50)



Watts: 15.5
 Lumens: 980
 LPW: 63
 CCT: 3000K

Candelas at Nadir

Degree	CBCP
0°	1093
5°	1090
15°	1018
25°	650
35°	271
45°	76

JOB NAME		CATALOG NUMBER	
NOTES		TYPE	

MXTG2-STLD300WL2

Report #: ILL-02102016-10.1 (12)
 ILL-02102016-09.1 (24)
 ILL-02182016-03.1 (36)
 ILL-02122016-05.1 (50)

MXTG2-STLD300

Ceiling Thickness Multipliers:
 5/8" Thickness (x 1.00)
 1" Thickness (x 0.86)
 2" Thickness (x 0.71)

MXTG2-STLR300

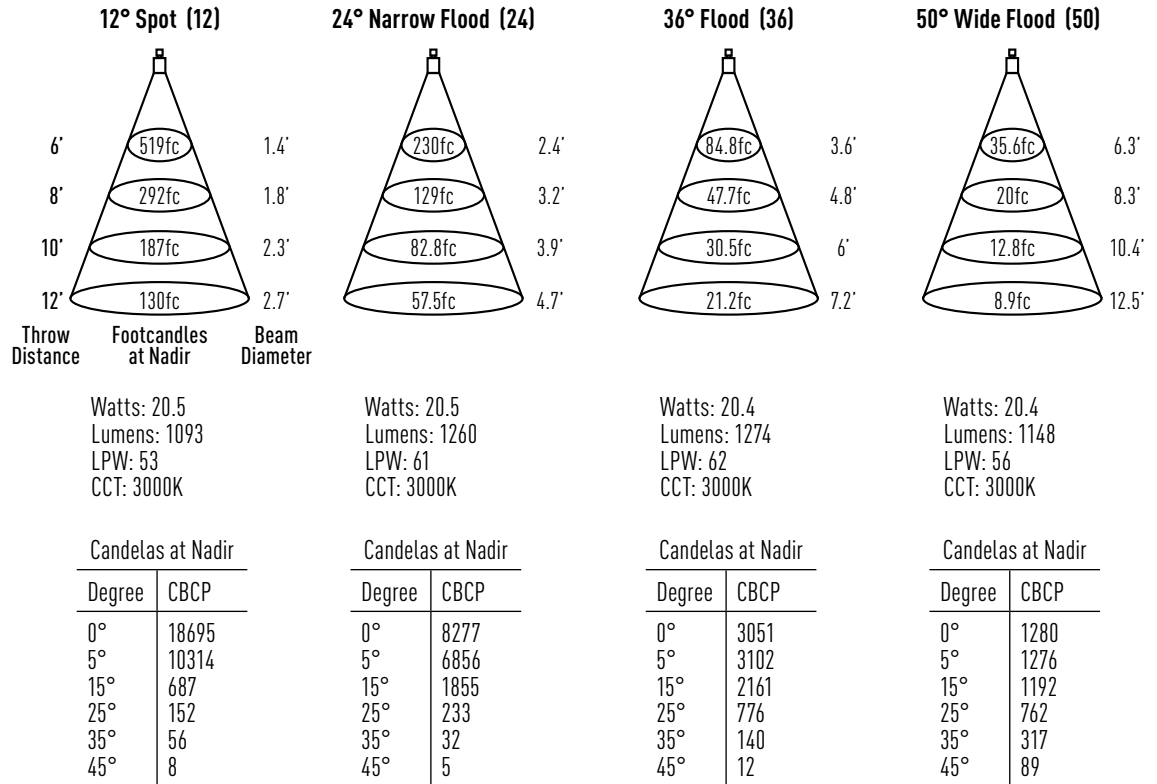
Ceiling Thickness Multipliers:
 5/8" Thickness (x 0.93)
 1" Thickness (x 0.80)
 2" Thickness (x 0.59)

CCT MULTIPLIERS:

	82 CRI	92 CRI
2700K	(x 0.93)	(x 0.76)
3000K	(x 1.00)	(x 0.87)
3500K	(x 1.00)	(x 0.87)
4100K	(x 1.00)	(x 0.87)

EMERGENCY MULTIPLIER:

7W Emergency (x 0.40)
 12W Emergency (x 0.68)



MXTG2-STLD300WL3

Report #: ILL-02102016-10 (12)
 ILL-02102016-09 (24)
 ILL-02182016-03 (36)
 ILL-02122016-05 (50)

MXTG2-STLD300

Ceiling Thickness Multipliers:
 5/8" Thickness (x 1.00)
 1" Thickness (x 0.86)
 2" Thickness (x 0.71)

MXTG2-STLR300

Ceiling Thickness Multipliers:
 5/8" Thickness (x 0.93)
 1" Thickness (x 0.80)
 2" Thickness (x 0.59)

CCT MULTIPLIERS:

	82 CRI	92 CRI
2700K	(x 0.93)	(x 0.76)
3000K	(x 1.00)	(x 0.87)
3500K	(x 1.00)	(x 0.87)
4100K	(x 1.00)	(x 0.87)

EMERGENCY MULTIPLIER:

7W Emergency (x 0.35)
 12W Emergency (x 0.59)

